



## **RETAIL PRICE LIST\***

**May 10, 2021 to June 30, 2021**

CARPET DIRECT

The electronic version of this price list contains hyperlinks to [www.Emser.com](http://www.Emser.com) for additional product information. Please contact your Emser sales representative for an electronic version.  
Full color catalogs are available at [www.Emser.com/resources.html](http://www.Emser.com/resources.html)

Emser Tile sells all porcelain and ceramic product in full carton quantities.  
This does not include trim items, mosaics or stone products.

\* Prices herein supersede pricing on all prior Price Lists. Prices are subject to change without prior notice.

341515M

**EMSER'S SALES OFFICES**



BRANCH	ADDRESS	CITY	STATE	ZIP CODE	TELEPHONE	FAX
ALBUQUERQUE	8520 Pan American Fwy, North East, Suite B	Albuquerque	NM	87113-1945	(505) 821-2110	(505) 821-8861
ANAHEIM	1400 S. State College Blvd.	Anaheim	CA	92805-5718	(714) 778-5777	(714) 778-1572
DENVER	3650 Fraser Street, Unit B	Aurora	CO	80011-1258	(303) 975-9400	(303) 975-9009
AUSTIN	2315 Rutland Dr., Suite 101	Austin	TX	78758-5462	(512) 835-2888	(512) 973-8898
BAKERSFIELD	4525 Stine Rd.	Bakersfield	CA	93313-2300	(661) 837-4400	(661) 837-4401
CHICAGO	880 Devon Ave	Bensenville	IL	60106-1150	(847) 957-8270	(847) 957-8271
BIRMINGHAM	288 Oxmoor Ct., Suite B	Birmingham	AL	35209-6345	(205) 945-1500	(205) 945-1510
BOISE	12050 West Franklin Rd.	Boise	ID	83709-0145	(208) 375-2020	(208) 375-2072
CHICAGO SOUTH	100 East Crossroads Parkway, Unit A	Bolingbrook	IL	60440-3518	(331) 318-3400	(331) 318-3401
CLEVELAND	850 Resource Dr	Brooklyn Heights	OH	44131-1838	(216) 505-9393	(216) 505-9394
CHATSWORTH	9210 De Soto Ave	Chatsworth	CA	91311-4908	(818) 718-2933	(818) 718-6947
COLORADO SPRINGS	4618 Northpark Drive	Colorado Springs	CO	80918-3814	(719) 264-8453	(719) 264-8470
CORONA	525 Cardiff St.	Corona	CA	92879-1709	(951) 372-8453	(951) 372-9670
DALLAS	11639 Emerald St, Suite 200	Dallas	TX	75229-2083	(972) 241-7400	(972) 241-7436
MIAMI	Beacon center 8400 NW 25th St., Suite 128	Doral	FL	33122-1530	(786) 482-7000	(305) 718-6697
EL PASO	11355 Rojas Dr, Unit 1-4	El Paso	TX	79936-6465	(915) 633-9988	(915) 629-9317
EUGENE	191 Seneca Rd, Suite A	Eugene	OR	97402-6939	(541) 434-8453	(541) 434-8454
FAIRFIELD	815 Chadbourne Rd., Suite 140	Fairfield	CA	94534-9606	(707) 425-8453	(707) 425-6898
INDIANAPOLIS	8700 Roberts Dr., Suite 100	Fishers	IN	46038-9631	(317) 576-4740	(317) 576-4741
FORT MYERS	12014 Metro Parkway	Fort Myers	FL	33966-8365	(239) 318-6350	(239) 245-7845
FREDERICK	4660 New Design Road	Frederick	MD	21703-7555	(240) 651-2918	(301) 732-5768
FRESNO	5650 East Clinton Ave	Fresno	CA	93727-1307	(559) 291-8453	(559) 291-1966
GLENDALE	5255 W Phelps Rd, Suite 3	Glendale	AZ	85306-1303	(602) 866-8453	(602) 896-8453
FORT WORTH	6314 Airport Freeway, Suite A	Haltom City	TX	76117-5378	(817) 834-5200	(817) 834-5210
BALTIMORE	7447 New Ridge Rd., Suite E	Hanover	MD	21076-3141	(410) 595-2100	(410) 595-2095
HOUSTON	11850 Hempstead Hwy, Suite 195	Houston	TX	77092-6004	(713) 686-8404	(713) 686-8303
HOUSTON SE	12850 Fuqua Rd, Suite #100	Houston	TX	77034-4649	(346) 203-9170	(281) 481-0284
HOUSTON SW	10631 S. Sam Houston Pkwy W., Suite 100	Houston	TX	77071-3140	(281) 564-9494	(281) 561-5919
JACKSONVILLE	9450 Philips Highway, Suite #4	Jacksonville	FL	32256-1331	(904) 260-6336	(904) 260-8949
OMAHA	11941 Centennial Road, Suite #6	La Vista	NE	68128-5541	(402) 339-8453	(402) 339-1772
CHARLESTON	8351 Palmetto Commerce Parkway #106B	Ladson	SC	29456-6761	(843) 203-7315	(843) 873-1018
LAS VEGAS	3655 W. Sunset Rd., Suite A	Las Vegas	NV	89118-2298	(702) 795-8453	(702) 795-8479
KANSAS CITY	10550 Lackman Rd	Lenexa	KS	66219-1224	(913) 894-4888	(913) 894-4887
LOS ANGELES	8431 Santa Monica Blvd	Los Angeles	CA	90069-4209	(323) 650-2010	(323) 650-1589
LOUISVILLE	3322 Gilmore Industrial Blvd	Louisville	KY	40213-4107	(502) 962-7255	(502) 962-7259
LYNDHURST	1270 Valley Brooke Avenue	Lyndhurst	NJ	07071-3510	(201) 514-7778	(201) 933-0718
MCALLEN	1201 N. Jackson Rd, Suite 400	McAllen	TX	78501-5780	(956) 971-8453	(956) 971-8454
MEMPHIS	5628 Distribution Dr, Suite 108	Memphis	TN	38141-8232	(901) 797-9300	(901) 797-9230
MODESTO	4459 Spyers Way, Suite H	Modesto	CA	95356-8507	(209) 527-8453	(209) 527-8464
RALEIGH	409-A Airport Blvd., Suite 100	Morrisville	NC	27560-8426	(919) 650-6280	(919) 650-6288
NASHVILLE	2505 Bransford Ave	Nashville	TN	37204-2809	(615) 297-9299	(615) 297-9295
NEW ORLEANS	5445 Powell St	New Orleans	LA	70123-2306	(504) 818-2050	(504) 818-1366
ATLANTA	5470-G Oakbrook Parkway	Norcross	GA	30093-2277	(770) 840-9980	(770) 840-9498
LITTLE ROCK	10068 Maumelle Blvd	North Little Rock	AR	72113-6612	(501) 771-9111	(501) 771-9311
PHILADELPHIA*	150 Green Tree Rd. #1003	Oaks	PA	19456-0000	(610) 947-1157	(610) 482-9373
OKLAHOMA CITY	4015 S. Purdue, Suite B	Oklahoma City	OK	73179-7826	(405) 848-2292	(405) 848-2970
ORLANDO	2420 Lynx Lane, Suite B	Orlando	FL	32804-4722	(407) 720-7090	(407) 720-7098
PALM DESERT	77-588 El Duna Court	Palm Desert	CA	92211-4127	(760) 834-2095	(760) 834-2096
PHOENIX	2604 South 38th St	Phoenix	AZ	85034-7266	(602) 263-8453	(602) 431-9444
CHARLOTTE	11325 Nations Ford Road, Suite J	Pineville	NC	28134-8319	(704) 504-5288	(704) 504-5299
MINNEAPOLIS	14105 13th Ave North	Plymouth	MN	55441-4300	(763) 251-1670	(763) 251-1671
POMPANO BEACH	3308 Park Central Blvd. North	Pompano Beach	FL	33064-2212	(754) 220-7480	(754) 220-7481
PORTLAND	4338 NW Yeon Avenue	Portland	OR	97210-1428	(503) 224-5056	(503) 224-0089
RENO	280 Greg St, Suite 14	Reno	NV	89502-2272	(775) 786-1222	(775) 786-3880
ATLANTA WEST*	250 Hembree Park Drive Unit 118	Roswell	GA	30076-0000	(678) 893-6850	(678) 935-3977
SACRAMENTO	9819 Business Park Drive, Suite 1	Sacramento	CA	95827-1704	(916) 361-1900	(916) 361-0360
MONTEREY BAY	3 Rossi Circle Unit E & F	Salinas	CA	93907-2356	(831) 757-8453	(831) 757-7528
SALT LAKE CITY	3140 South 300 West	Salt Lake City	UT	84115-3409	(809) 474-9400	(801) 474-9484
SAN ANTONIO	1111 Arion Pkwy, Suite 102	San Antonio	TX	78216-2806	(210) 402-3013	(210) 402-3958
SAN DIEGO	6350 Miramar Rd, Suite A	San Diego	CA	92121-2577	(858) 455-6390	(858) 455-8278
SAN JOSE	2109 Bering Dr.	San Jose	CA	95131-2201	(408) 954-8453	(408) 954-8456
SAN LEANDRO	1489 Doolittle Dr	San Leandro	CA	94577-2225	(510) 635-3800	(510) 635-3885
SAN MARCOS	1040 Los Vallecitos Blvd, Unit 111	San Marcos	CA	92069-1410	(760) 510-8333	(760) 510-8390
SANTA ROSA	237 Todd Road, Suite #101	Santa Rosa	CA	95407-8161	(707) 584-3800	(707) 584-3900
SCOTTSDALE	15500 N. Greenway-Hayden Loop	Scottsdale	AZ	85260-1203	(480) 443-8453	(480) 443-8467
SPOKANE	4630 E. Sprague Ave	Spokane	WA	99212-0807	(509) 535-8453	(509) 535-7036
HOUSTON NORTH	600 Spring Hill Dr, Suite 100	Spring	TX	77386-6035	(281) 292-1378	(281) 292-5127
NORTH VIRGINIA	44970 Falcon Place, Ste. 700	Sterling	VA	20166-9537	(703) 870-2340	(703) 870-2345
DETROIT*	7081 19 Mile Road	Sterling Heights	MI	48314-0000	(586) 930-7045	(586) 739-1950
TAMPA	7723-7725 Anderson Road	Tampa	FL	33634-3039	(813) 947-7080	(813) 243-2354
TEMECULA	42092 Winchester Blvd, Suite A	Temecula	CA	92590-4804	(951) 296-3671	(951) 296-3675
TUCSON	2430 North Flowing Wells Rd	Tucson	AZ	85705-4014	(520) 623-7727	(520) 623-7850
SEATTLE	18401 Cascade Ave South, #300	Tukwila	WA	98188-4714	(425) 291-9449	(425) 291-9319
TULSA	5024 South Mingo Rd, Suite A	Tulsa	OK	74146-5749	(918) 663-8453	(918) 663-8454
CINCINNATI*	5651 Union Centre Dr.	West Chester	OH	45069-4836	(513) 866-4107	(513) 401-5936
WICHITA	2333 South West St., Suite 301	Wichita	KS	67213-1128	(316) 943-1441	(316) 943-1445
COLUMBUS	660 Dearborn Park Lane	Worthington	OH	43085-5703	(614) 681-7143	(614) 681-8891

\* New Location

Check [www.EmserTile.com](http://www.EmserTile.com) for new locations.

CORPORATE HEADQUARTERS: 8431 SANTA MONICA BLVD. LOS ANGELES, CALIFORNIA 90069-4294 PHONE (323) 650-2000 FAX (323) 654-3190 EMAIL: INFO@EMSER.COM



# TABLE OF CONTENTS

		<u>PAGE</u>
BRANCH LIST		1
TABLE OF CONTENTS		2-6
<u>SERIES NAME</u>		
	♦ = NEW ITEM - Please check for availability	
<b><u>CERAMIC/ PORCELAIN TILE</u></b>		
<b><u>FLOOR TILE</u></b>		
ACCESS	GLAZED PORCELAIN	7
ACCESS II	GLAZED PORCELAIN	7
ACTION	GLAZED BODY MATCH PORCELAIN	7
ANTHEM	GLAZED CERAMIC	8
ARCHIVE	GLAZED PORCELAIN	8
BAJA	GLAZED CERAMIC	8
BAUHAUS	GLAZED PORCELAIN	9
BB CONCRETE	GLAZED PORCELAIN	9
BB METAL	GLAZED PORCELAIN	9
BLUE EMOTION	GLAZED BODY MATCH PORCELAIN	10
BORIGNI	GLAZED BODY MATCH PORCELAIN	10
BOULEVARD	GLAZED PORCELAIN	11
BRAVA	GLAZED PORCELAIN	11
CABO	GLAZED CERAMIC	11
CADIZ	GLAZED CERAMIC	12
CAIRO	GLAZED CERAMIC	12
CASSERO II	GLAZED BODY MATCH PORCELAIN	12
CHIADO II	GLAZED PORCELAIN	13
CHRONICLE	GLAZED PORCELAIN	13
CITIZEN	GLAZED PORCELAIN	14
CIUDAD	GLAZED CERAMIC	14
CODE	GLAZED PORCELAIN	15, 63
CONTESSA	GLAZED PORCELAIN	15
CORTIJO	GLAZED CERAMIC	16
COSMOPOLITAN	GLAZED PORCELAIN	16
COSTA	GLAZED CERAMIC	16
COUNCIL	GLAZED PORCELAIN	17
DAROCA	GLAZED PORCELAIN	17
DENOVA	GLAZED PORCELAIN	18
DESIGN	GLAZED PORCELAIN	18
DUNHAM	GLAZED PORCELAIN	19
EROSION	GLAZED PORCELAIN	19
ESPLANADE	GLAZED PORCELAIN	20
ESSERE	GLAZED PORCELAIN	20
EURASIA	GLAZED PORCELAIN	21
EXPLORER	GLAZED PORCELAIN	21
FACADE	GLAZED PORCELAIN	22
GEOMETRY	GLAZED PORCELAIN	22
GIZA	GLAZED PORCELAIN	23
HANGAR	GLAZED PORCELAIN	23
HAVANA	GLAZED CERAMIC	24
HEKSA	GLAZED PORCELAIN	24
IRONWORX	GLAZED PORCELAIN	25
KUDOS	GLAZED PORCELAIN/WALL CERAMIC	25
LaROCHE	GLAZED PORCELAIN	26
LATITUDE	GLAZED BODY MATCH PORCELAIN	26
LIVORNO	GLAZED PORCELAIN	26
MILESTONE	GLAZED BODY MATCH PORCELAIN	27
MOOD	GLAZED PORCELAIN	27
MOTION	GLAZED BODY MATCH PORCELAIN	28
NETWORK	GLAZED PORCELAIN	28
NEWBERRY	GLAZED PORCELAIN	29
NEWPORT	GLAZED PORCELAIN	29
NOSTALGIA	GLAZED CERAMIC	29
NOVA	GLAZED PORCELAIN	30
OUTPOST	GLAZED PORCELAIN	30
PARKVIEW	GLAZED PORCELAIN	30
PERSPECTIVE	GLAZED PORCELAIN	31
PIENZA	GLAZED PORCELAIN	31
PIETRE DEL NORD	UNGLAZED BODY MATCH PORCELAIN	32



**SERIES NAME**

**PAGE**

♦ = NEW ITEM - Please check for availability

**CERAMIC/PORCELAIN (CONT.)**

PORTO	GLAZED PORCELAIN	12X24, 24X24, 32X32, trims	32
PORTO II	GLAZED PORCELAIN	12X24, 24X24, 32X32, mosaic, trim	33
POTENZA	GLAZED CERAMIC	13X13, 18X18, 12X24, mosaic, trim	33
QUEST	GLAZED PORCELAIN	12X24	33
REALM	GLAZED CERAMIC	20X20	34
REALM II	GLAZED PORCELAIN	13X13, 18X18, 12X24, mosaic, trim	34
REMINISCE	GLAZED PORCELAIN	♦ 18X18	34
RESERVA	GLAZED PORCELAIN	13X13, 18X18, 12X24, mosaic, trim	35
RESIDENZA	RED BODY CERAMIC	♦ 12X24, mosaic, trim	35
RHAPSODY	GLAZED PORCELAIN	13X13	35
RHYTHM	GLAZED PORCELAIN	♦ 11X13 hexagon	36
SANDSTORM	GLAZED PORCELAIN	12X24, mosaic, trim	36
SCULPTURE	GLAZED PORCELAIN/WALL CERAMIC	12X24, 13X36 wall, trim	37, 60
SEÑORA	GLAZED PORCELAIN	♦ 18X18	37
SERENDRA	GLAZED PORCELAIN	12X24, 32X32, 24X48, mosaic, trim	38
SILHOUETTE	GLAZED PORCELAIN	12X24, mosaic, trim	38
STADIUM	GLAZED CERAMIC	12X24, mosaic	38
STERLINA	GLAZED PORCELAIN	12X24, mosaic, trim	39
STYLE II	GLAZED BODY MATCH PORCELAIN	12X24, 24X24, 32X32, 24X47, mosaic, trim	39
SWEDEN	GLAZED PORCELAIN	12X24, 24X24, trim	40
SWISS II	GLAZED PORCELAIN	♦ 11X23, 12X23, 32X32, 24X47, mosaic, trim	40
TECHNIQUE	GLAZED PORCELAIN	12X24, mosaic, trim	41
TERAZIO	GLAZED PORCELAIN	12X24, 24X24, trim	41
TERRANE	GLAZED PORCELAIN	12X24, mosaic, trim	42
TESOLA	GLAZED CERAMIC	12X12, 18X18, mosaic, trim	42
THEME	GLAZED PORCELAIN	♦ 8X8	42
THREAD II	GLAZED PORCELAIN	♦ 12X25, mosaic, trim	43
TOLEDO	GLAZED CERAMIC	13X13, 17X17, mosaic, trim	43
TOPANGA	GLAZED CERAMIC	12X12, 18X18, 13X23, mosaic, trim	43
TRENDZ	GLAZED PORCELAIN	♦ 12X24, 12X35, trim	44
TROVATA II	GLAZED PORCELAIN	13X13, 21X21, 12X24, mosaic, trim	44
TSARINA	GLAZED PORCELAIN	♦ 20X20, 12X24, 32X32, 24X48, trim	44
UPTOWN	GLAZED BODY MATCH PORCELAIN	12X24, 18X35, 24X24, 24X47, mosaic, trim	45
VARA	GLAZED PORCELAIN	♦ 12X24, 24X24, 24X47, mosaic, trim	45
VELOCITY	GLAZED PORCELAIN	17X35	46
VIENNA	GLAZED PORCELAIN	12X24, trim	46
VIRTUE	GLAZED PORCELAIN	18X18	46

**FLOOR TILE (WOOD LOOKS)**

ALBERO	GLAZED CERAMIC	8X24	47
ANGELES	GLAZED PORCELAIN	9X47	47
ANVAYA	GLAZED PORCELAIN	♦ 6X24	47
AVEO	GLAZED PORCELAIN	♦ 6X24	47
BANZAI	GLAZED PORCELAIN	♦ 6X36	48
BARN	GLAZED PORCELAIN	6X35	48
BB IPE	GLAZED PORCELAIN	♦ 8X47	48
BB OAK	GLAZED PORCELAIN	♦ 8X47	48
BB SPRUCE	GLAZED PORCELAIN	♦ 8X47	49
BB YAKEDO	GLAZED PORCELAIN	8X47	49
BEACH WOOD	GLAZED PORCELAIN	8X34	49
CABIN	GLAZED PORCELAIN	6X24	49
DOWNTOWN	GLAZED PORCELAIN	6X35	50
HOLLYWOOD	GLAZED PORCELAIN	8X47	50
LARCHMONT	GLAZED PORCELAIN	6X24, 6X35	50
LEGACY	GLAZED BODY MATCH PORCELAIN	8X47	50
MOKUZAI II	GLAZED PORCELAIN	8X35	51
ORCHARD	GLAZED PORCELAIN	8X47	51
POCONO	GLAZED PORCELAIN	6X24, 6X36	51
PORCH	GLAZED PORCELAIN	6X47, 8X47, 12X47	51
SANCTUARY II	GLAZED PORCELAIN	9X36	52
THEORY	GLAZED PORCELAIN	8X45	52
UDDO	GLAZED CERAMIC	8X24	52



## TABLE OF CONTENTS

<u>SERIES NAME</u>			<u>PAGE</u>
		♦ = NEW ITEM - Please check for availability	
<b><u>EXPANSE</u></b>			
EXPANSE ARABESCATO	6MM GLAZED PORCELAIN	63X126	53
EXPANSE HANGAR	7MM GLAZED PORCELAIN	63X126	53
EXPANSE ISLA	6MM GLAZED PORCELAIN	59X118	53
EXPANSE LAZIO	6MM GLAZED PORCELAIN	63X126	53
EXPANSE MASSA	6MM GLAZED PORCELAIN	63X126	54
EXPANSE NETWORK	7MM GLAZED PORCELAIN	♦ 63X126	54
EXPANSE ONIX	6MM GLAZED PORCELAIN	63X126	54
EXPANSE STATUARIO	6MM GLAZED PORCELAIN	47X95	54
EXPANSE VENATO	6MM GLAZED PORCELAIN	63X126	54
<b><u>XTRA</u></b>			
XTRA BASALT	2CM GLAZED PORCELAIN	24X24, coping	55
XTRA CEMENTO	2CM GLAZED PORCELAIN	24X24, coping	55
XTRA STAINED	2CM GLAZED PORCELAIN	24X24, coping	55
XTRA TIBERWOOD	2CM GLAZED PORCELAIN	12X47, coping	55
XTRA TRAV	2CM GLAZED PORCELAIN	24X24, coping	55
<b><u>WALL &amp; COUNTER TILE</u></b>			
<b><u>WALL TILE (LARGE FORMAT)</u></b>			
AGENDA		17X47	56
ARTWORK		12X35	56
BIMOVA		♦ 8X24	56
CENTER		13X36	56
CHOICE		12X24, 3X6 bevelled, 4X16 bevelled	57
COLORI		10X30	57
CONNECT		6X24	57
FREGIO		♦ 6X20	57
GLOW		17X47	58
JAZZ		12X24	58
KUDOS		♦ 16X48	58
MARQUESA		♦ 16X47	59
NUOVO		12X35	59
RIFT		♦ 16X47	59
SCULPTURE		12X24, 13X36 wall, trim	37, 60
SONATA		♦ 16X47	60
SPARKLE		♦ 16X47	60
SURFACE		12X24	61
SYNERGY		♦ 16X48	61
UNTITLED		♦ 24X47	61
VERTIGO		10X30	61
<b><u>WALL &amp; COUNTER TILE (SMALL FORMAT)</u></b>			
BRIQUE		2X10 brick	62
CATCH		♦ 3X6, 3X12, 4X10, 4X16, 6X18, 6X6, trim, cove, jolly	62
CHOICE II		3X6 bevelled, 4X12 bevelled	63
CODE		hex smooth, hex high, hex 3D, wedge smooth, wedge 3D	15, 63
CRAFT II		3X12, picket, trim	63
EMORA		♦ 3X12	63
EUPHORIA		♦ 3X12	64
EXPRESS		♦ 3X12	64
FLEX		3X6, 4X10, 4X16, 6X6 trim	65
HUES		♦ 3X10	66
LOGIC II		♦ 6X6, 4X12	66
LUXO		♦ 3X12	66
MOTIF		4X12	66
MOTIF II		4X12	67
OMBRE		6X12, trim	67
PASSION		♦ 3X8	67
PLACE2B		2X10 brick	68
RAKU		♦ 3X12	68
SPHERE		♦ 3X12	68
VOGUE		4X16, 4X16 bevel, 2X16 glass, mosaic, trim	69



# TABLE OF CONTENTS

## SERIES NAME

## PAGE

♦ = NEW ITEM - Please check for availability

### SUPPLEMENTARY

#### CONCRETE TILES

FRACTION	♦ 4X16	70
RePATTERN	♦ 9X9, rhombus, 6X12 triangle, 9X17 triangle, 12X24 triangle	70

#### ENGINEERED STONE

CASCADE MOUNTAIN	mix size, corner	71
CINDERBLOCK	3X10, corner	71
GRAND CANYON	mix size, corner	71
PACIFIC RIM	♦ mix size, corner	72
PIKES PEAK	mix size, corner	72
TERRA NOVA	mix size, corner	72

#### QUARRY TILE

EQUARRY	6X6, cove base, and trim	73
---------	--------------------------	----

### DECORATIVE

ALLURO	STONE MOSAIC	stone mosaic 9X9, 12X12	74
BIZOU	STONE MOSAIC	♦ mosaic	74
CATALYST	CAST STONE	cast stone, glass, stone mosaic	74
CHARISMA	GLASS	mosaic	75
CONCEPT	GLASS	♦ mosaic	75
CONFETTI II	GLAZED MOSAIC	penny round, hexagon	75
CULTURA	PEBBLES	pebble and blends on 12X12 Mesh	75
DIVA	GLAZED MOSAIC	10X12 mosaic	76
DIVINE	GLAZED MOSAIC	lantern mosaic	76
ECHO	GLASS	recycled glass mosaic	76
EDGE	GLASS	glass mosaic	76
ENTITY	GLASS	glass & stone mosaic	77
FEATURE	STONE MOSAIC	♦ stone groutless mosaic	77
FLASH	GLASS	glass & metal mosaic blend	77
FLEUR	GLASS	glass/stone/ceramic mosaic	77
GLEAM	METAL MOSAIC	metal mosaics	77
GLITZ	GLASS	glass mosaic	78
H2O	GLASS	♦ glass mosaic	78
HANAMI	GLAZED MOSAIC	♦ mosaic	78
ILLUMINA	GLASS	glass & stone mosaic blend	78
IMPACT	GLAZED MOSAIC	2x2 mosaic, herringbone, stack	78
IMPULSE	STONE MOSAIC	stone & glass mosaic	79
INFINITY	GLASS	glass mosaic	79
INFLUENCE	GLAZED MOSAIC	arabesque, penny mosaic, 1" hex, 2" hex	79
INTRIGUE	STONE MOSAIC	♦ stone/glass/porcelain mosaic	79
IRISH	GLASS	♦ glass mosaic	80
KAZE	GLAZED MOSAIC	♦ mosaic	80
KUMITO	GLAZED MOSAIC	♦ mosaic	80
KINETIC	GLAZED MOSAIC	♦ bevel mosaic	80
L'AMOUR	RECYCLED GLASS MOSAIC	♦ mosaic	81
LA VIE	GLASS	glass mosaic	81
LINK	STONE MOSAIC	stone groutless mosaic	81
LITERATI	CAST STONE	cast stone, glass, stone mosaic	81
LUCENTE	GLASS	3X6, mosaic, glass & stone blend	82
MASQUERADE	GLAZED MOSAIC	mosaic	82
MIZU	GLAZED MOSAIC	♦ mosaic	83
MODAN	UNGLAZED PORCELAIN MOSAIC	♦ mosaic	83
MOROCCO	GLAZED MOSAIC	arabesque	83
MYTHOS	GLAZED MOSAIC	arabesque, petal mosaic, wave mosaic	83
NAGARA	GLAZED MOSAIC	♦ mosaic	83
NEWTRO	GLAZED MOSAIC	♦ mosaic	84
OMNI	GLAZED MOSAIC	♦ mosaic	84
PICKET	GLASS	glass mosaic	84
RETRO	GLAZED MOSAIC	lantern mosaic	84
RETRO II	GLAZED MOSAIC	lantern mosaic	85
REWARD	GLAZED MOSAIC	♦ mosaic	85
REZONE	UNGLAZED PORCELAIN MOSAIC	♦ mosaic	85



# TABLE OF CONTENTS

## SERIES NAME

## PAGE

♦ = NEW ITEM - Please check for availability

### DECORATIVE (CONT.)

RIVERA PEBBLES	<i>PEBBLES</i>	pebble and blends on 12X12 Mesh	85
SHAPE	<i>GLAZED MOSAIC</i>	1" hex, cube, chevron	85
SOURCE	<i>UNGLAZED PORCELAIN</i>	♦ 2X2 mosaic, 1" hex, 2" hex, cove, trim	86
SPIN	<i>GLAZED MOSAIC</i>	♦ mosaic	86
SPLASH	<i>GLASS</i>	glass mosaic	86
UNIQUE	<i>GLASS</i>	glass mosaic	87
VENETIAN PEBBLES	<i>PEBBLES</i>	pebble and blends on 12X12 Mesh	87
VISTA	<i>GLASS</i>	glass & stone mosaic	87
VOGUE GLASS TILE	<i>GLASS</i>	2X16	88
VOLARE	<i>GLASS</i>	♦ glass mosaic	88
ZEN	<i>GLASS</i>	glass mosaic	88

### NATURAL STONE

#### ANTIQUÉ AND TUMBLED STONE

TRAV FONTANE TUMBLED		4X4, 3X6	89
TRAV ANCIENT TUMBLED		4X4, 3X6, 6X6, 4X8, 8X8, pattern	89
TRAV CHISELED		8X8, 8X16, 16X16, 16X24, pattern	89
TRAV		Mosaics (12X12 Mesh)	90
		Trav Splitface	90
		Hamlet Mini Splitface	90
		Moldings	90

#### TRAVERTINE

TRAVERTINE CROSSCUT FILLED AND HONED		12X12, 18X18, 12X24, 24X24	90
TRAVERTINE VEINCUT FILLED AND HONED		12X24	90

#### GRANITE

GRANITE - POLISHED/ HONED/ FLAMED		12X12, 12X24	91
-----------------------------------	--	--------------	----

#### SLATE, QUARTZITE & SANDSTONE

SLATE, QUARTZITE, & SANDSTONE		12X12, 16X16, 12X24	91
		Calibrated/Gauged Ground Back	91
		Borgo Pattern on Mesh	91
		Mini Stacked/Corner	91
		Stacked/Corner	91

#### MARBLE

MARBLE AND LIMESTONE COLLECTION POLISHED/HONED		3X6, 4X8, 6X12, 12X12, 12X24, 18X18, 24X24, 16X32, 32X32	92
		Moldings	92
		Mosaics	93
METRO STONE COLLECTION VEINCUT POLISHED/HONED		3X6, 4X10, 6X24, 12X24, 16X32	94
		Mosaics	94

#### STONE LEDGERS

STRUCTURE	3D, STACKED	On mesh, corner	95
METRO BLUE	3D, STACKED	On mesh	95
PRESIDIO	SPLITFACE	On mesh	95
SLATE	STACKED, MINI STACKED	On mesh, corner	96

#### APPENDICES

APPENDIX 1	Additional Patterns
APPENDIX 2	Color Shade Variation: Ceramic/ Porcelain Tile & Natural Stone
APPENDIX 3	Terms and Conditions



**FLOOR TILE** Full Color Catalog

**ACCESS** [ACCESS ONLINE](#)

- ❖ GLAZED PORCELAIN
- ❖ HD TECHNOLOGY (HDT)
- ❖ VARIATION RATING: V3

PER CARTON	
13.0770 SF	
3 PC	

**FLOOR/WALL**

	<b>18X35 (SF)</b>
PATH	6.11

⊗ *AVAILABLE WHILE SUPPLY LAST*

*NOTE: 50/50 BRICK PATTERN INSTALLATION ON WALL OR FLOOR IS NOT RECOMMENDED FOR TILES LARGER THAN 18".*

**ACCESS II** [ACCESS II ONLINE](#)

- ❖ GLAZED PORCELAIN
- ❖ HD TECHNOLOGY (HDT)
- ❖ VARIATION RATING: V3
- ❖ SQUARE FEET PER CARTON (APPROX.): 2X2 ON MESH = 10.516 (11 PC/CT)

PER CARTON	
11.6280 SF	15.5000 SF
6 PC	2 PC

**FLOOR/WALL**

	<b>12X24 (SF)</b>	<b>24X47 (SF)</b>
PATH	4.47	6.11
ROUTE	4.47	6.11
TOUR	4.47	6.11
VOYAGE	4.47	6.11

	<b>ON MESH (SF)</b>
MOSAIC 2X2 SOLID*	26.67

**TRIM**

	<b>(PC)</b>
FLOOR SBN 3X12	11.56

\*MOSAIC MAY BE CUT AND USED AS A FLOOR LISTELLO OR INSERT FOR BOTH FLOOR AND WALL.

*NOTE: 50/50 BRICK PATTERN INSTALLATION ON WALL OR FLOOR IS NOT RECOMMENDED FOR TILES LARGER THAN 18".*

**ACTION** [ACTION ONLINE](#)

- ❖ GLAZED BODY MATCH PORCELAIN
- ❖ HD TECHNOLOGY (HDT)
- ❖ VARIATION RATING: V2
- ❖ POLISHED VERSION OF MOTION



PER CARTON	
9.2100 SF	
5 PC	

**FLOOR/WALL**

	<b>FINISH</b>	<b>11X23 (SF)</b>
ADVANCE	POLISHED	11.22
CUE	POLISHED	11.22

**TRIM**

	<b>FINISH</b>	<b>(PC)</b>
FLOOR SBN 3X23	POLISHED	16.90

+TILE HAS NANO COATING APPLICATION TO PROTECT SURFACE FROM DIRT.

*NOTE: 50/50 BRICK PATTERN INSTALLATION ON WALL OR FLOOR IS NOT RECOMMENDED FOR TILES LARGER THAN 18".*





**ANTHEM** [ANTHEM ONLINE](#)

- ❖ GLAZED CERAMIC
- ❖ VARIATION RATING: V2
- ❖ SQUARE FEET PER CARTON (APPROX.): 2X2 ON MESH = 10.48 (10 PC/CT)

PER CARTON		
20.9600 SF	17.2080 SF	17.8740 SF
20 PC	8 PC	9 PC

FLOOR/WALL	12X12 (SF)	18X18 (SF)	13X23 (SF)
GRAY	1.38	1.52	1.83
WHITE	1.38	1.52	1.83

MOSAIC	ON MESH (SF)
MOSAIC 2X2 SOLID*	17.20

TRIM	(PC)
FLOOR SBN 3X12	5.94

\*MOSAIC MAY BE CUT AND USED AS A FLOOR LISTELLO OR INSERT FOR BOTH FLOOR AND WALL.  
 NOTE:50/50 BRICK PATTERN INSTALLATION ON WALL OR FLOOR IS NOT RECOMMENDED FOR TILES LARGER THAN 18".

**ARCHIVE** [ARCHIVE ONLINE](#)

- ❖ GLAZED PORCELAIN
- ❖ HD TECHNOLOGY (HDT)
- ❖ VARIATION RATING: V2
- ❖ POLISHED VERSION OF CHRONICLE
- ❖ SQUARE FEET PER CARTON (APPROX.): 2X2 ON MESH = 9.49 (10 PC/CT)



PER CARTON
12.8940 SF
7 PC

FLOOR/WALL	11X23 (SF)
ERA	6.52
MEMOIR	6.52

MOSAIC	ON MESH (SF)
MOSAIC 2X2 SOLID*	37.35

TRIM	(PC)
FLOOR SBN 3X23	17.78

\*MOSAIC MAY BE CUT AND USED AS A FLOOR LISTELLO OR INSERT FOR BOTH FLOOR AND WALL.  
 NOTE:50/50 BRICK PATTERN INSTALLATION ON WALL OR FLOOR IS NOT RECOMMENDED FOR TILES LARGER THAN 18".

**BAJA** [BAJA ONLINE](#)

- ❖ GLAZED CERAMIC
- ❖ VARIATION RATING: V2
- ❖ SQUARE FEET PER CARTON (APPROX.): 2X2 ON 13X13 MESH = 11.72 (10 PC/CT)

PER CARTON		
15.5194 SF	17.4400 SF	11.9370 SF
13 PC	8 PC	6 PC

FLOOR/WALL	13X13 (SF)	18X18 (SF)	12X24 (SF)
MEXICALI	♦ 1.65	♦ 2.00	♦ 2.56
ROSARITO	♦ 1.65	♦ 2.00	♦ 2.56
TECATE	♦ 1.65	♦ 2.00	♦ 2.56

MOSAIC	2X2 ON 13X13 MESH (SF)
MOSAIC SOLID*	♦ 13.04

TRIM	(PC)
FLOOR SBN 3X13	♦ 5.94

\*MOSAIC MAY BE CUT AND USED AS A FLOOR LISTELLO OR INSERT FOR BOTH FLOOR AND WALL.  
 NOTE:50/50 BRICK PATTERN INSTALLATION ON WALL OR FLOOR IS NOT RECOMMENDED FOR TILES LARGER THAN 18".

♦ New Item - Please check for availability.

All Pricing is FOB Emser Showroom.

Shipments billed at Emser Standard Freight Rates.



**BAUHAUS** [BAUHAUS ONLINE](#)

- ❖ GLAZED PORCELAIN
- ❖ VARIATION RATING: V4

<b>PER CARTON</b>	
10.7750 SF	
25 PC	

**GLAZED PORCELAIN FLOOR/WALL**

CROIX	• 13.85
KRIX	• 13.85
KRIX CORNER	• 13.85
WHITE	• 13.85

<b>PER CARTON</b>	
5.3900 SF	
11 PC	

**GLAZED PORCELAIN FLOOR/WALL**

ARROW	• 13.85
FLORAL	• 13.85
GRAY	• 13.85
SILVER	• 13.85
WHITE	• 13.85

**BB CONCRETE** [BUILDING BLOCKS \(CONCRETE\) ONLINE](#)

- ❖ GLAZED BODY MATCH PORCELAIN
- ❖ HD TECHNOLOGY (HDT)
- ❖ VARIATION RATING: V2

<b>PER CARTON</b>			
11.9640 SF	11.4720 SF	15.3720 SF	11.9960 SF
4 PC	6 PC	2 PC	2 PC

**FLOOR/WALL**

	<b>15X29 (SF)</b>	<b>12X24 (SF)</b>	<b>24X47 (SF)</b>	<b>29X29 (SF)</b>
BLACK	• 10.12	8.28	9.02	10.48
GRAY	• 10.12	8.28	9.02	10.48
MIST	• 10.12	8.28	9.02	10.48
SILVER	• 10.12	8.28	9.02	10.48

*NOTE: 50/50 BRICK PATTERN INSTALLATION ON WALL OR FLOOR IS NOT RECOMMENDED FOR TILES LARGER THAN 18".*

**BB METAL** [New Arrivals](#)

- ❖ GLAZED BODY MATCH PORCELAIN
- ❖ HD TECHNOLOGY (HDT)
- ❖ VARIATION RATING: TBD

<b>PER CARTON</b>	
11.5080 SF	15.4220 SF
6 PC	2 PC

**FLOOR/WALL**

	<b>12X24 (SF)</b>	<b>24X47 (SF)</b>
BLACK	• 8.28	• 9.00
BRONZE	• 8.28	• 9.00
STEEL	• 8.28	• 9.00

*NOTE: 50/50 BRICK PATTERN INSTALLATION ON WALL OR FLOOR IS NOT RECOMMENDED FOR TILES LARGER THAN 18".*

• New Item - Please check for availability.

**All Pricing is FOB Emser Showroom.**

**Shipments billed at Emser Standard Freight Rates.**



## BLUE EMOTION

[BLUE EMOTION ONLINE](#)

- ❖ GLAZED BODY MATCH PORCELAIN
- ❖ HD TECHNOLOGY (HDT)
- ❖ VARIATION RATING: V3
- ❖ SQUARE FEET PER CARTON (APPROX.): 2X2 ON MESH = 10.66 (11 PC/CT)

PER CARTON	
13.5660 SF	13.0770 SF
7 PC	3 PC

FLOOR/WALL	FINISH	12X24 (SF)	18X35 (SF)
DARK	MATTE	8.65	11.22
GRAY	MATTE	8.65	11.22
LIGHT	MATTE	8.65	11.22
GRAY	FLAMED	9.36	#VALUE!

MOSAIC	ON MESH (SF)
MOSAIC 2X2 SOLID*	40.91

TRIM	(PC)
FLOOR SBN 3X12	13.63
FLOOR SBN 3X12	13.63

\*MOSAIC MAY BE CUT AND USED AS A FLOOR LISTELLO OR INSERT FOR BOTH FLOOR AND WALL.

NOTE:50/50 BRICK PATTERN INSTALLATION ON WALL OR FLOOR IS NOT RECOMMENDED FOR TILES LARGER THAN 18".

## BORIGNI

[BORIGNI ONLINE](#)

- ❖ GLAZED BODY MATCH PORCELAIN
- ❖ HD TECHNOLOGY (HDT)
- ❖ VARIATION RATING: V2
- ❖ SQUARE FEET PER CARTON (APPROX.): 2X2 ON MESH = 5.67 (6 PC/CT)

PER CARTON		
11.3940 SF	12.8550 SF	17.1860 SF
6 PC	3 PC	2 PC

FLOOR/WALL		12X23 (SF)	18X35 (SF)	35X35 (SF)
BEIGE		6.92	10.48	11.22
BLACK		6.92	10.48	11.22
GRAY		6.92	10.48	11.22
WHITE		6.92	10.48	11.22
BEIGE	DIAGONAL (LT/RT)	#VALUE!	12.69	#VALUE!
BLACK	DIAGONAL (LT/RT)	#VALUE!	12.69	#VALUE!
GRAY	DIAGONAL (LT/RT)	#VALUE!	12.69	#VALUE!
WHITE	DIAGONAL (LT/RT)	#VALUE!	12.69	#VALUE!

MOSAIC	ON MESH (SF)
MOSAIC 2X2 SOLID*	37.35

TRIM	(PC)
FLOOR SBN 3X12	13.04
COVE BASE 6X12	14.82
COVE CORNER - OUTSIDE 1X6	14.82

\*MOSAIC MAY BE CUT AND USED AS A FLOOR LISTELLO OR INSERT FOR BOTH FLOOR AND WALL.

NOTE:50/50 BRICK PATTERN INSTALLATION ON WALL OR FLOOR IS NOT RECOMMENDED FOR TILES LARGER THAN 18".



**BOULEVARD** [BOULEVARD ONLINE](#)

- ❖ GLAZED PORCELAIN
- ❖ HD TECHNOLOGY (HDT)
- ❖ VARIATION RATING: V3
- ❖ SQUARE FEET PER CARTON (APPROX.): 2X2 ON MESH = 10.674 (9 PC/CT)
- ❖ MATTE VERSION OF BROADWAY



PER CARTON	
11.6202 SF	
6 PC	

FLOOR/WALL	12X24 (SF)
ANDRASSY	7.28

MOSAIC	ON MESH (SF)
MOSAIC 2X2 SOLID*	29.65

*\*MOSAIC MAY BE CUT AND USED AS A FLOOR LISTELLO OR INSERT FOR BOTH FLOOR AND WALL.  
NOTE:50/50 BRICK PATTERN INSTALLATION ON WALL OR FLOOR IS NOT RECOMMENDED FOR TILES LARGER THAN 18".*

**BRAVA** [BRAVA ONLINE](#)

- ❖ GLAZED PORCELAIN
- ❖ VARIATION RATING: V2
- ❖ SQUARE FEET PER CARTON (APPROX.): 2X2 ON MESH = 10.746 (9 PC/CT);  
1X3 STACKED ON MESH = 10.746 (9 PC/CT)

PER CARTON	
16.7160 SF	13.5660 SF
14 PC	7 PC

FLOOR/WALL	13X13 (SF)	12X24 (SF)
BROWN	3.31	3.07
CARBON	3.31	3.07
IVORY	3.31	3.07
SILVER	3.31	3.07
TAUPE	3.31	3.07

MOSAIC	ON MESH (SF)
MOSAIC SOLID 2X2*	21.34
MOSAIC SOLID 1X3 STACKED*	22.52

TRIM	(PC)
FLOOR SBN 3X13	10.68

*\*MOSAIC MAY BE CUT AND USED AS A FLOOR LISTELLO OR INSERT FOR BOTH FLOOR AND WALL.  
NOTE:50/50 BRICK PATTERN INSTALLATION ON WALL OR FLOOR IS NOT RECOMMENDED FOR TILES LARGER THAN 18".*

**CABO** [CABO ONLINE](#)

- ❖ GLAZED CERAMIC
- ❖ HD TECHNOLOGY (HDT)
- ❖ VARIATION RATING: V2
- ❖ SQUARE FEET PER CARTON (APPROX.): 2X2 ON MESH = 8.358 (7 PC/CT)

PER CARTON		
16.6040 SF	16.5600 SF	17.8740 SF
14 PC	8 PC	9 PC

FLOOR/WALL	13X13 (SF)	17X17 (SF)	13X23 (SF)
COAST	1.46	1.65	2.19
OCEAN	1.46	1.65	2.19
SHORE	1.46	1.65	2.19

MOSAIC	ON MESH (SF)
MOSAIC 2X2 SOLID*	17.20

TRIM	(PC)
FLOOR SBN 3X13	5.94

*\*MOSAIC MAY BE CUT AND USED AS A FLOOR LISTELLO OR INSERT FOR BOTH FLOOR AND WALL.  
NOTE:50/50 BRICK PATTERN INSTALLATION ON WALL OR FLOOR IS NOT RECOMMENDED FOR TILES LARGER THAN 18".*

♦ New Item - Please check for availability.

All Pricing is FOB Emser Showroom.

Shipments billed at Emser Standard Freight Rates.



**CADIZ** [CADIZ ONLINE](#)

- ❖ GLAZED CERAMIC
- ❖ VARIATION RATING: V2
- ❖ SQUARE FEET PER CARTON (APPROX.): 2X2 ON MESH = 11.02 (10 PC/CT)

PER CARTON	
18.0900 SF	19.2240 SF
10 PC	9 PC

FLOOR/WALL	16X16	13X24
	(SF)	(SF)
ALGAR	1.22	1.38
ESPERA	1.22	1.38
GASTOR	1.22	1.38

MOSAIC	ON MESH (SF)
MOSAIC 2X2 SOLID*	17.20

TRIM	(PC)
FLOOR SBN 3X13	5.94

\*MOSAIC MAY BE CUT AND USED AS A FLOOR LISTELLO OR INSERT FOR BOTH FLOOR AND WALL.  
 NOTE:50/50 BRICK PATTERN INSTALLATION ON WALL OR FLOOR IS NOT RECOMMENDED FOR TILES LARGER THAN 18".

**CAIRO** [CAIRO ONLINE](#)

- ❖ GLAZED CERAMIC
- ❖ VARIATION RATING: V2
- ❖ SQUARE FEET PER CARTON (APPROX.): 2X2 ON MESH = 11.02 (10 PC/CT)

PER CARTON	
18.0900 SF	19.2240 SF
10 PC	9 PC

FLOOR/WALL	16X16	13X24
	(SF)	(SF)
BARIS	1.46	2.00
DAKHLA	1.46	2.00
SIWA	1.46	2.00

MOSAIC	ON MESH (SF)
MOSAIC 2X2 SOLID*	17.20

TRIM	(PC)
FLOOR SBN 3X16	5.94

\*MOSAIC MAY BE CUT AND USED AS A FLOOR LISTELLO OR INSERT FOR BOTH FLOOR AND WALL.  
 NOTE:50/50 BRICK PATTERN INSTALLATION ON WALL OR FLOOR IS NOT RECOMMENDED FOR TILES LARGER THAN 18".

**CASSERO II** [CASSERO II ONLINE](#)

- ❖ GLAZED PORCELAIN
- ❖ HD TECHNOLOGY (HDT)
- ❖ VARIATION RATING: V3

PER CARTON	
11.6280 SF	15.5000 SF
6 PC	2 PC

FLOOR/WALL	12X24	24X47
	(SF)	(SF)
BLACK	5.31	7.68
GRAY	5.31	7.68
MOKA	5.31	7.68
WHITE	5.31	7.68

TRIM	(PC)
FLOOR SBN 3X12	11.86

NOTE:50/50 BRICK PATTERN INSTALLATION ON WALL OR FLOOR IS NOT RECOMMENDED FOR TILES LARGER THAN 18".

♦ New Item - Please check for availability.



## CHIADO II

[CHIADO II ONLINE](#)

- ❖ GLAZED PORCELAIN
- ❖ HD TECHNOLOGY (HDT)
- ❖ VARIATION RATING: V3
- ❖ SQUARE FEET PER CARTON (APPROX.): 2X2 ON MESH = 10.659 (11 PC/CT)

PER CARTON	
15.5040 SF	
8 PC	

**12X24**

(SF)

FLOOR/WALL	(SF)
ATOLIA	2.60
CARSON	2.60
JEROME	2.60
KISMET	2.60
LORING	2.60

**MOSAIC**

**ON MESH (SF)**

MOSAIC 2X2 SOLID*	18.97
-------------------	-------

**TRIM**

**(PC)**

FLOOR SBN 3X12	10.08
----------------	-------

\*MOSAIC MAY BE CUT AND USED AS A FLOOR LISTELLO OR INSERT FOR BOTH FLOOR AND WALL.

NOTE:50/50 BRICK PATTERN INSTALLATION ON WALL OR FLOOR IS NOT RECOMMENDED FOR TILES LARGER THAN 18".

## CHRONICLE

[CHRONICLE ONLINE](#)

- ❖ GLAZED PORCELAIN
- ❖ HD TECHNOLOGY (HDT)
- ❖ VARIATION RATING: V2
- ❖ SQUARE FEET PER CARTON (APPROX.): 2X2 ON MESH = 9.50 (10 PC/CT)
- ❖ MATTE VERSION OF ARCHIVE



**PER CARTON**

11.6250 SF	
6 PC	

**12X24**

(SF)

FLOOR/WALL	(SF)
ERA	3.24
MEMOIR	3.24
RECORD	3.24
SCRIPT	3.24

**MOSAIC**

**ON MESH (SF)**

MOSAIC 2X2 SOLID*	22.52
-------------------	-------

**TRIM**

**(PC)**

FLOOR SBN 3X24	14.21
----------------	-------

\*MOSAIC MAY BE CUT AND USED AS A FLOOR LISTELLO OR INSERT FOR BOTH FLOOR AND WALL.

NOTE:50/50 BRICK PATTERN INSTALLATION ON WALL OR FLOOR IS NOT RECOMMENDED FOR TILES LARGER THAN 18".



**CITIZEN** [CITIZEN ONLINE](#)

- ❖ GLAZED PORCELAIN
- ❖ VARIATION RATING: V2
- ❖ SQUARE FEET PER CARTON (APPROX.): 2X2 ON MESH = 7.752 (8 PC/CT)

PER CARTON		
11.6280 SF	11.6250 SF	15.5000 SF
6 PC	3 PC	2 PC

FLOOR/WALL	FINISH	12X24 (SF)	24X24 (SF)	24X48 (SF)
CIVILIAN	MATTE	5.01	5.61	7.17
ELECTOR	MATTE	5.01	5.61	7.17
PUBLIC	MATTE	5.01	5.61	7.17
RESIDENT	MATTE	5.01	5.61	7.17
SUBJECT	MATTE	5.01	5.61	7.17
CIVILIAN	LAPPATO	5.78	6.52	7.68
ELECTOR	LAPPATO	5.78	6.52	7.68
PUBLIC	LAPPATO	5.78	6.52	7.68
RESIDENT	LAPPATO	5.78	6.52	7.68
SUBJECT	LAPPATO	5.78	6.52	7.68

MOSAIC	ON MESH (SF)
MOSAIC 2X2 SOLID*	23.71

TRIM	(PC)
FLOOR SBN 3X12	• 10.08
COVE BASE	• 14.82
COVE CORNER OUT	• 11.26

\*MOSAIC MAY BE CUT AND USED AS A FLOOR LISTELLO OR INSERT FOR BOTH FLOOR AND WALL.  
 NOTE:50/50 BRICK PATTERN INSTALLATION ON WALL OR FLOOR IS NOT RECOMMENDED FOR TILES LARGER THAN 18".

**CIUDAD** [CIUDAD ONLINE](#)

- ❖ GLAZED CERAMIC
- ❖ HD TECHNOLOGY (HDT)
- ❖ VARIATION RATING: V2
- ❖ SQUARE FEET PER CARTON (APPROX.): 2X2 ON 12X12 MESH = 6.734 (7 PC/CT)

PER CARTON
19.3500 SF
10 PC

FLOOR/WALL	12X24 (SF)
ASH	2.46
CREAM	2.46
GRAY	2.46
TAUPE	2.46

MOSAIC	ON MESH (SF)
MOSAIC 2X2 SOLID*	17.20

TRIM	(PC)
FLOOR SBN 3X12	8.31

\*MOSAIC MAY BE CUT AND USED AS A FLOOR LISTELLO OR INSERT FOR BOTH FLOOR AND WALL.  
 NOTE:50/50 BRICK PATTERN INSTALLATION ON WALL OR FLOOR IS NOT RECOMMENDED FOR TILES LARGER THAN 18".

• New Item - Please check for availability.



**CODE** [CODE ONLINE](#)

❖ SQUARE FEET PER CARTON (APPROX.): HEX SMOOTH = 6.240 (30 PC/CT); HEX HIGH = 4.160 (20 PC/CT);  
 HEX 3D = 4.160 (20 PC/CT); WEDGE SMOOTH = 6.72 (40 PC/CT); WEDGE 3D = 4.032 (24 PC/CT)



<b>PER CARTON</b>
3.6200 SF
20 PC

**TRAPEZOID**  
**4X9**  
**(SF)**

**GLAZED PORCELAIN FLOOR/WALL**

WHITE			16.93
-------	--	--	-------

**GLAZED WALL TILE**

WHITE HEX SMOOTH	MATTE		20.43
WHITE HEX HIGH	GLOSS/MATTE		41.52
WHITE HEX 3D	MATTE		41.52

WHITE WEDGE SMOOTH	MATTE		20.43
WHITE WEDGE 3D	MATTE		41.52

CALACATA HEX HIGH	SATIN		52.45
METALLIC HEX HIGH	GLOSS		52.45

**CONTESSA** [CONTESSA ONLINE](#)

❖ GLAZED PORCELAIN  
 ❖ VARIATION RATING: V2  
 ❖ SQUARE FEET PER CARTON (APPROX.): 2X2 ON MESH = 11.02 (10 PC/CT);  
 HERRINGBONE ON MESH = 7.535 (11 PC/CT)

<b>PER CARTON</b>
4.9720 SF
44 PC

DAMA	MATTE		•	9.23
ORO	MATTE		•	9.23
DAMA	POLISHED		•	13.33
ORO	POLISHED		•	13.33

**3X6**  
**(SF)**

15.2360 SF	17.4400 SF	15.504 SF	15.7600 SF
13 PC	8 PC	8 PC	4 PC

**FLOOR/WALL**

			<b>13X13</b>	<b>18X18</b>	<b>12X24</b>	<b>24X24</b>
			(SF)	(SF)	(SF)	(SF)
DAMA	MATTE		2.22	2.40	2.30	• 3.38
ORO	MATTE		• 2.22	• 2.40	• 2.30	• 3.38

<b>PER CARTON</b>
11.052 SF
6 PC
15.2440 SF
4 PC

DAMA	POLISHED		•	2.91	•	4.22
ORO	POLISHED		•	2.91	•	4.22

**11X23**  
**(SF)**      **23X23**  
**(SF)**

**MOSAIC**

**ON MESH (SF)**

MOSAIC 2X2 SOLID*	MATTE		•	16.60
MOSAIC HERRINGBONE SOLID*	MATTE		•	17.78

**TRIM**

**(PC)**

FLOOR SBN 3X13	MATTE			8.89
FLOOR SBN 3X11	POLISHED		•	9.49

\*MOSAIC MAY BE CUT AND USED AS A FLOOR LISTELLO OR INSERT FOR BOTH FLOOR AND WALL.

NOTE:50/50 BRICK PATTERN INSTALLATION ON WALL OR FLOOR IS NOT RECOMMENDED FOR TILES LARGER THAN 18".





## CORTiJO

[New Arrivals](#)

- ❖ GLAZED CERAMIC
- ❖ VARIATION RATING: TBD

PER CARTON	
10.9000 SF	
5 PC	

**18X18  
(SF)**

FLOOR/WALL		
BIANCO	♦	5.14
OCTAGON CHOC	♦	5.14
OCTAGON GRAY	♦	5.14

## COSMOPOLITAN

[COSMOPOLITAN ONLINE](#)

- ❖ GLAZED PORCELAIN
- ❖ VARIATION RATING: V2
- ❖ SQUARE FEET PER CARTON (APPROX.): 2X2 ON MESH = 9.52 (8 PC/CT)

PER CARTON	
11.6202 SF	11.6250 SF
6 PC	3 PC

**12X24  
(SF)**      **24X24  
(SF)**

FLOOR/WALL		12X24 (SF)	24X24 (SF)
CHARCOAL		2.60	4.59
CRYSTAL		2.60	4.59
ECRU		2.60	4.59
STEEL		2.60	4.59

MOSAIC	ON MESH (SF)
MOSAIC SOLID 2X2*	24.30

TRIM	(PC)
FLOOR SBN 3X12	10.68

\*MOSAIC MAY BE CUT AND USED AS A FLOOR LISTELLO OR INSERT FOR BOTH FLOOR AND WALL.

NOTE:50/50 BRICK PATTERN INSTALLATION ON WALL OR FLOOR IS NOT RECOMMENDED FOR TILES LARGER THAN 18".

## COSTA

[COSTA ONLINE](#)

- ❖ GLAZED CERAMIC
- ❖ VARIATION RATING: V2
- ❖ SQUARE FEET PER CARTON (APPROX.): 2X2 ON 12X12 ON MESH = 10.48 (10 PC/CT)

PER CARTON	
20.9600 SF	17.8740 SF
20 PC	9 PC

**12X12  
(SF)**      **13X23  
(SF)**

FLOOR/WALL		12X12 (SF)	13X23 (SF)
GRAY		1.38	1.99
SAND		1.38	1.99
WHITE		1.38	1.99

MOSAIC	ON MESH (SF)
MOSAIC 2X2 SOLID*	17.20

TRIM	(PC)
FLOOR SBN 3X12	6.52

\*MOSAIC MAY BE CUT AND USED AS A FLOOR LISTELLO OR INSERT FOR BOTH FLOOR AND WALL.

NOTE:50/50 BRICK PATTERN INSTALLATION ON WALL OR FLOOR IS NOT RECOMMENDED FOR TILES LARGER THAN 18".



**COUNCIL** [COUNCIL ONLINE](#)

- ❖ GLAZED PORCELAIN
- ❖ VARIATION RATING: V1
- ❖ SQUARE FEET PER CARTON (APPROX.): 2X2 ON MESH = 9.69 (10 PC/CT)

PER CARTON	
13.5660 SF	15.5000 SF
7 PC	4 PC

FLOOR/WALL	12X24 (SF)	24X24 (SF)
BLACK	3.85	4.22
GRAY	3.85	4.22
IVORY	3.85	4.22
OLIVE	3.85	4.22
SILVER	3.85	4.22

MOSAIC	ON MESH (SF)
MOSAIC 2X2 SOLID*	• 20.15

TRIM	(PC)
FLOOR SBN 3X12	• 9.49
COVE BASE	• 14.82
COVE CORNER OUT	• 14.82

\*MOSAIC MAY BE CUT AND USED AS A FLOOR LISTELLO OR INSERT FOR BOTH FLOOR AND WALL.  
 NOTE:50/50 BRICK PATTERN INSTALLATION ON WALL OR FLOOR IS NOT RECOMMENDED FOR TILES LARGER THAN 18".

**DAROCA** [DAROCA ONLINE](#)

- ❖ GLAZED PORCELAIN
- ❖ VARIATION RATING: V3
- ❖ SQUARE FEET PER CARTON (APPROX.): 2X2 ON MESH = 11.02 (10 PC/CT);  
 3X6 OFFSET ON MESH = 9.43 (10 PC/CT)

PER CARTON		
15.2360 SF	17.4960 SF	12.2100 SF
13 PC	9 PC	6 PC

FLOOR/WALL	13X13 (SF)	17X17 (SF)	12X24 (SF)
ATAR	2.56	2.74	3.07
NADOR	2.56	2.74	3.07
TRIPOLI	2.56	2.74	3.07
ZILLA	2.56	2.74	3.07

MOSAIC	ON MESH (SF)
MOSAIC 2X2 SOLID*	14.82
MOSAIC 3X6 OFFSET SOLID*	20.15

TRIM	(PC)
FLOOR SBN 3X13	8.31

\*MOSAIC MAY BE CUT AND USED AS A FLOOR LISTELLO OR INSERT FOR BOTH FLOOR AND WALL.  
 NOTE:50/50 BRICK PATTERN INSTALLATION ON WALL OR FLOOR IS NOT RECOMMENDED FOR TILES LARGER THAN 18".

• New Item - Please check for availability.

All Pricing is FOB Emser Showroom.

Shipments billed at Emser Standard Freight Rates.



**DENOVA** [DENOVA ONLINE](#)

- ❖ GLAZED PORCELAIN
- ❖ VARIATION RATING: V2
- ❖ SQUARE FEET PER CARTON (APPROX.): 2X2 ON MESH = 9.76 (10 PC/CT)

PER CARTON	
13.4460 SF	16.0240 SF
6 PC	8 PC

<u>FLOOR/WALL</u>	<u>9X36</u> (SF)	<u>12X24</u> (SF)
ASTORIA	5.08	4.03
HARLEM	5.08	4.03
SOHO	5.08	4.03
TRIBECA	5.08	4.03

<u>MOSAIC</u>	<u>ON MESH (SF)</u>
MOSAIC 2X2 SOLID*	25.49

<u>TRIM</u>	<u>(PC)</u>
FLOOR SBN 3X12	8.31

*\*MOSAIC MAY BE CUT AND USED AS A FLOOR LISTELLO OR INSERT FOR BOTH FLOOR AND WALL.  
NOTE:50/50 BRICK PATTERN INSTALLATION ON WALL OR FLOOR IS NOT RECOMMENDED FOR TILES LARGER THAN 18".*

**DESIGN** [DESIGN ONLINE](#)

- ❖ GLAZED PORCELAIN
- ❖ HD TECHNOLOGY (HDT)
- ❖ VARIATION RATING: V2

PER CARTON
10.3320 SF
18 PC

<u>FLOOR/WALL</u>	<u>9X9</u> (SF)
DIAGRAM	7.97
MURAL	7.97
OUTLINE	7.97
PORTRAIT	8.28
SKETCH	8.28
ART MIX	8.28

♦ New Item - Please check for availability.

All Pricing is FOB Emser Showroom.

Shipments billed at Emser Standard Freight Rates.



**DUNHAM** [DUNHAM ONLINE](#)

- ❖ GLAZED PORCELAIN
- ❖ HD TECHNOLOGY (HDT)
- ❖ VARIATION RATING: V1
- ❖ SQUARE FEET PER CARTON (APPROX.): 2X2 ON 12X12 MESH = 10.373 (11 PC/CT)

(23X47)	PER CARTON	
	15.2680 SF	9.4800 SF
2 PC	5 PC	

<u>FLOOR/WALL</u>	<u>12X23 (SF)</u>
BUKHARA	7.68
ORCHA	7.68
RAJMATA	7.68
PATTERN	9.36

<u>CHEVRON</u>	<u>23X47 (SF)</u>
CHEVRON	13.08

<u>MOSAIC</u>	<u>ON MESH (SF)</u>
MOSAIC 2X2 SOLID*	37.35

<u>TRIM</u>	<u>(PC)</u>
FLOOR SBN 3X12	13.04

\*MOSAIC MAY BE CUT AND USED AS A FLOOR LISTELLO OR INSERT FOR BOTH FLOOR AND WALL.  
 NOTE:50/50 BRICK PATTERN INSTALLATION ON WALL OR FLOOR IS NOT RECOMMENDED FOR TILES LARGER THAN 18".

**EROSION** [New Arrivals](#)

- ❖ PORCELAIN
- ❖ VARIATION RATING: TBD
- ❖ SQUARE FEET PER CARTON (APPROX.): 1X3 STACKED ON MESH = TBD

PER CARTON		
12.8920 SF	15.9540 SF	15.5040 SF
11 PC	6 PC	8 PC

<u>FLOOR/WALL</u>	<u>13X13 (SF)</u>	<u>20X20 (SF)</u>	<u>12X24 (SF)</u>
GLACIER	• 1.82	• 2.30	• 2.56
ROCK	• 1.82	• 2.30	• 2.56
VALLEY	• 1.82	• 2.30	• 2.56
WIND	• 1.82	• 2.30	• 2.56

<u>MOSAIC</u>	<u>ON MESH (SF)</u>
MOSAIC 1X3 STACK SOLID*	• 14.82

<u>TRIM</u>	<u>(PC)</u>
FLOOR SBN 3X13	• 5.94

NOTE:50/50 BRICK PATTERN INSTALLATION ON WALL OR FLOOR IS NOT RECOMMENDED FOR TILES LARGER THAN 18".

• New Item - Please check for availability.

All Pricing is FOB Emser Showroom.

Shipments billed at Emser Standard Freight Rates.



**ESPLANADE** [ESPLANADE ONLINE](#)

- ❖ GLAZED PORCELAIN
- ❖ HD TECHNOLOGY (HDT)
- ❖ VARIATION RATING: V2
- ❖ SQUARE FEET PER CARTON (APPROX.): 2X2 ON 12X12 MESH = 9.490 (10 PC/CT)

PER CARTON	
11.6280 SF	8.4680 SF
6 PC	2 PC

FLOOR/WALL		12X24 (SF)	17X35 (SF)
ALLEY	MATTE	3.31	5.78
HALL	MATTE	3.31	5.78
PASS	MATTE	3.31	5.78
TRAIL	MATTE	3.31	5.78

PER CARTON
12.8940 SF
7 PC

FLOOR/WALL		11X23 (SF)
ALLEY	POLISHED	4.23
HALL	POLISHED	4.23
PASS	POLISHED	4.23
TRAIL	POLISHED	4.23

MOSAIC	ON MESH (SF)
MOSAIC 2X2 SOLID*	23.71

TRIM		(PC)
FLOOR SBN 3X12	MATTE	11.26
FLOOR SBN 3X11	POLISHED	15.41

\*MOSAIC MAY BE CUT AND USED AS A FLOOR LISTELLO OR INSERT FOR BOTH FLOOR AND WALL.

NOTE:50/50 BRICK PATTERN INSTALLATION ON WALL OR FLOOR IS NOT RECOMMENDED FOR TILES LARGER THAN 18".

**ESSERE** [New Arrivals](#)

- ❖ GLAZED PORCELAIN
- ❖ VARIATION RATING: TBD
- ❖ SQUARE FEET PER CARTON (APRX): 2X2 ON MESH = TBD; 3X6 OFFSET ON MESH = TBD

PER CARTON		
TBD SF	TBD SF	TBD SF
TBD PC	TBD PC	TBD PC

FLOOR/WALL		13X13 (SF)	18X18 (SF)	12X24 (SF)
NORTH	MATTE	• 2.00	• 2.56	• 2.37
SOUTH	MATTE	• 2.00	• 2.56	• 2.37

PER CARTON	
TBD SF	TBD SF
TBD PC	TBD PC

FLOOR/WALL		24X48 (SF)	12X24 (SF)
NORTH	POLISHED	• 4.59	• 4.03
SOUTH	POLISHED	• 4.59	• 4.03

MOSAIC	ON MESH (SF)
MOSAIC 2X2 SOLID*	11.86
MOSAIC 3X6 OFFSET SOLID*	26.67

TRIM		(PC)
FLOOR SBN	MATTE	• 6.52
FLOOR SBN	POLISHED	• 8.31

NOTE:50/50 BRICK PATTERN INSTALLATION ON WALL OR FLOOR IS NOT RECOMMENDED FOR TILES LARGER THAN 18".

• New Item - Please check for availability.



**EURASIA** [EURASIA ONLINE](#)

- ❖ GLAZED PORCELAIN
- ❖ HD TECHNOLOGY (HDT)
- ❖ VARIATION RATING: V4
- ❖ SQUARE FEET PER CARTON (APRX): 2X4 OFFSET ON MESH = 10.0629 (9 PC/CT)



PER CARTON	
11.6202 SF	
6 PC	

<u>FLOOR/WALL</u>	<u>12X24 (SF)</u>
BIANCO	4.23
CAFE	4.23
CHIARA	4.23
GRIGIO	4.23
NOCE	4.23

<b>MOSAIC</b>	<b>ON MESH (SF)</b>
MOSAIC 2X4 OFFSET SOLID*	24.89

<b>TRIM</b>	<b>(PC)</b>
FLOOR SBN 3X12	11.26

*\*MOSAIC MAY BE CUT AND USED AS A FLOOR LISTELLO OR INSERT FOR BOTH FLOOR AND WALL.  
NOTE:50/50 BRICK PATTERN INSTALLATION ON WALL OR FLOOR IS NOT RECOMMENDED FOR TILES LARGER THAN 18".*

**EXPLORER** [EXPLORER ONLINE](#)

- ❖ GLAZED PORCELAIN
- ❖ HD TECHNOLOGY (HDT)
- ❖ VARIATION RATING: V2
- ❖ SQUARE FEET PER CARTON (APPROX.): 2X2 ON MESH = 11.02 (10 PC/CT)

PER CARTON	
15.2360 SF	15.5040 SF
13 PC	8 PC

<u>FLOOR/WALL</u>	<u>13X13 (SF)</u>	<u>12X24 (SF)</u>
BARCELONA		3.24
LONDON	3.15	3.24
MILAN		3.24
PARIS		3.24

<b>MOSAIC</b>	<b>ON MESH (SF)</b>
MOSAIC 2X2 SOLID*	18.37

<b>TRIM</b>	<b>(PC)</b>
FLOOR SBN 3X12	• 9.49

*\*MOSAIC MAY BE CUT AND USED AS A FLOOR LISTELLO OR INSERT FOR BOTH FLOOR AND WALL.  
NOTE:50/50 BRICK PATTERN INSTALLATION ON WALL OR FLOOR IS NOT RECOMMENDED FOR TILES LARGER THAN 18".*

• New Item - Please check for availability.

All Pricing is FOB Emser Showroom.

Shipments billed at Emser Standard Freight Rates.



**FACADE** [FACADE ONLINE](#)

- ❖ GLAZED PORCELAIN
- ❖ HD TECHNOLOGY (HDT)
- ❖ VARIATION RATING: TBD
- ❖ SQUARE FEET PER CARTON (APPROX.): 2X2 ON MESH = 9.69 (10 PC/CT)

PER CARTON	
11.6280 SF	13.3710 SF
6 PC	3 PC

<u>FLOOR/WALL</u>	<u>12X24 (SF)</u>	<u>18X36 (SF)</u>
GRAPHITE	6.70	7.68
GRAY	6.70	7.68
IVORY	6.70	7.68
TAUPE	6.70	7.68
WHITE	6.70	7.68

<u>MOSAIC</u>	<u>ON MESH (SF)</u>
MOSAIC 2X2 SOLID*	28.46

<u>TRIM</u>	<u>(PC)</u>
FLOOR SBN 3X12	12.45

\*MOSAIC MAY BE CUT AND USED AS A FLOOR LISTELLO OR INSERT FOR BOTH FLOOR AND WALL.  
 NOTE:50/50 BRICK PATTERN INSTALLATION ON WALL OR FLOOR IS NOT RECOMMENDED FOR TILES LARGER THAN 18".

**GEOMETRY** [GEOMETRY ONLINE](#)

- ❖ GLAZED PORCELAIN
- ❖ HD TECHNOLOGY (HDT)
- ❖ VARIATION RATING: V2

PER CARTON
10.7680 SF
16 PC

<u>FLOOR/WALL</u>	<u>DESIGN</u>	<u>10X10 (SF)</u>
BLUE	ATOM	9.56
GRAY	ATOM	9.56
BLUE	CUBE	9.56
GRAY	CUBE	9.56
BLUE	PETAL	9.56
GRAY	PETAL	9.56
GRAY	FRAME	9.56
NAVY	FRAME	9.56

♦ New Item - Please check for availability.

All Pricing is FOB Emser Showroom.

Shipments billed at Emser Standard Freight Rates.



**GIZA** [GIZA ONLINE](#)

- ❖ GLAZED PORCELAIN
- ❖ VARIATION RATING: V2
- ❖ SQUARE FEET PER CARTON (APPROX.): 2X2 ON MESH = 11.02 (10 PC/CT)

PER CARTON		
15.2360 SF	17.4400 SF	15.5040 SF
13 PC	8 PC	8 PC

<u>FLOOR/WALL</u>	<u>13X13</u> (SF)	<u>18X18</u> (SF)	<u>12X24</u> (SF)
KHAFRE	2.00	2.00	2.30
MENKAURE	2.00	2.00	2.30
PHARAOH	2.00	2.00	2.30
SPHINX	2.00	2.00	2.30

<u>MOSAIC</u>	<u>ON MESH (SF)</u>
MOSAIC 2X2 SOLID*	14.82

<u>TRIM</u>	<u>(PC)</u>
FLOOR SBN 3X13	7.11

*\*MOSAIC MAY BE CUT AND USED AS A FLOOR LISTELLO OR INSERT FOR BOTH FLOOR AND WALL.  
NOTE:50/50 BRICK PATTERN INSTALLATION ON WALL OR FLOOR IS NOT RECOMMENDED FOR TILES LARGER THAN 18".*

**HANGAR** [HANGAR ONLINE](#)

- ❖ GLAZED BODY MATCH PORCELAIN
- ❖ HD TECHNOLOGY (HDT)
- ❖ VARIATION RATING: V2
- ❖ SQUARE FEET PER CARTON (APPROX.): 2X2 ON MESH = 9.69 (10 PC/CT)

PER CARTON		
11.4300 SF	20.5260 SF	22.9800 SF
6 PC	3 PC	3 PC

<u>FLOOR/WALL</u>	<u>12X23</u> (SF)	<u>31X31</u> (SF)	<u>23X47</u> (SF)
ASH	8.65	10.31	11.22
COAL	8.65	10.31	11.22
SAND	8.65	10.31	11.22
SMOKE	8.65	10.31	11.22

<u>EXPANSE THIN TILE</u>	<u>63X126</u> (SF)
ASH	24.67
SMOKE	24.67

<u>MOSAIC</u>	<u>ON MESH (SF)</u>
MOSAIC 2X2 SOLID*	41.49

<u>TRIM</u>	<u>(PC)</u>
FLOOR SBN 3X12	13.04
COVE BASE	♦ 14.82
COVE CORNER OUT	♦ 14.82

*\*MOSAIC MAY BE CUT AND USED AS A FLOOR LISTELLO OR INSERT FOR BOTH FLOOR AND WALL.  
NOTE:50/50 BRICK PATTERN INSTALLATION ON WALL OR FLOOR IS NOT RECOMMENDED FOR TILES LARGER THAN 18".*

♦ New Item - Please check for availability.

All Pricing is FOB Emser Showroom.

Shipments billed at Emser Standard Freight Rates.





**HAVANA** [HAVANA ONLINE](#)

- ❖ GLAZED CERAMIC
- ❖ VARIATION RATING: V3
- ❖ SQUARE FEET PER CARTON (APPROX.): 2X2 ON MESH = 10.48 (10 PC/CT)

PER CARTON		
20.9600 SF	17.2080 SF	17.8740 SF
20 PC	8 PC	9 PC

<u>FLOOR/WALL</u>	<u>12X12</u> (SF)	<u>18X18</u> (SF)	<u>13X23</u> (SF)
CREAM	1.65	1.82	1.99
GRAY	1.65	1.82	1.99
SILVER	1.65	1.82	1.99
WHITE	1.65	1.82	1.99

<u>MOSAIC</u>	<u>ON MESH (SF)</u>
MOSAIC 2X2 SOLID*	17.20

<u>TRIM</u>	<u>(PC)</u>
FLOOR SBN 3X12	6.52

\*MOSAIC MAY BE CUT AND USED AS A FLOOR LISTELLO OR INSERT FOR BOTH FLOOR AND WALL.  
 NOTE: 50/50 BRICK PATTERN INSTALLATION ON WALL OR FLOOR IS NOT RECOMMENDED FOR TILES LARGER THAN 18".

**HEKSA** [New Arrivals](#)

- ❖ GLAZED PORCELAIN
- ❖ HD TECHNOLOGY (HDT)
- ❖ VARIATION RATING: TBD

PER CARTON
9.8750 SF
25 PC

<u>FLOOR/WALL</u>	<u>8X9 HEX</u> (SF)
BLACK	• 6.79
FOREST	• 6.79
GRAY	• 6.79
KELLY	• 6.79
NAVY	• 6.79
SILVER	• 6.79
WHITE	• 6.79

• New Item - Please check for availability.

All Pricing is FOB Emser Showroom.

Shipments billed at Emser Standard Freight Rates.



**IRONWORX** [New Arrivals](#)

- ❖ GLAZED PORCELAIN
- ❖ VARIATION RATING: TBD
- ❖ SQUARE FEET PER CARTON (APPROX.): 3X12 HERRINGBONE ON MESH = TBD

PER CARTON	
TBD SF	TBD SF
TBD PC	TBD PC

FLOOR/WALL	12X23 (SF)		31X31 (SF)	
	•	7.91	•	10.12
CARBON	•	7.91	•	10.12
GRAY	•	7.91	•	10.12
IVORY	•	7.91	•	10.12
RUST	•	7.91	•	10.12
SILVER	•	7.91	•	10.12
WHITE	•	7.91	•	10.12

PER CARTON	
TBD SF	TBD SF
TBD PC	TBD PC

	DESIGN	12X23 (SF)	
		•	10.12
CARBON	RIDGE	•	10.12
GRAY	RIDGE	•	10.12
IVORY	RIDGE	•	10.12
RUST	RIDGE	•	10.12
SILVER	RIDGE	•	10.12
WHITE	RIDGE	•	10.12

MOSAIC	ON MESH (SF)
MOSAIC 3X12 HERRINGBONE SOLID*	• 35.57

TRIM	(PC)
FLOOR SBN	• 13.63

\*MOSAIC MAY BE CUT AND USED AS A FLOOR LISTELLO OR INSERT FOR BOTH FLOOR AND WALL.  
 NOTE: 50/50 BRICK PATTERN INSTALLATION ON WALL OR FLOOR IS NOT RECOMMENDED FOR TILES LARGER THAN 18".

**KUDOS** [New Arrivals](#)

- ❖ GLAZED PORCELAIN FLOOR / CERAMIC WALL
- ❖ HD TECHNOLOGY (HDT)
- ❖ VARIATION RATING: V1

PER CARTON	
TBD SF	TBD SF
TBD PC	TBD PC

FLOOR/WALL	FINISH	12X24 (SF)	
		•	7.17
INDIGO	MATTE	•	7.17
PERLA	MATTE	•	7.17
INDIGO	POLISHED	•	8.65
PERLA	POLISHED	•	8.65

PER CARTON	
TBD SF	TBD SF
TBD PC	TBD PC

WALL	FINISH	16X48 (SF)	
		•	10.12
INDIGO	GLOSS	•	10.12
PERLA	GLOSS	•	10.12
INDIGO VIEW	GLOSS	•	10.48
PERLA CHEVRON	GLOSS	•	10.48

TRIM	FINISH	(PC)
FLOOR SBN 3X12	MATTE	• 10.08
FLOOR SBN 3X12	POLISHED	• 11.86

NOTE: 50/50 BRICK PATTERN INSTALLATION ON WALL OR FLOOR IS NOT RECOMMENDED FOR TILES LARGER THAN 18".

• New Item - Please check for availability.



**LaROCHE** [New Arrivals](#)

- ❖ GLAZED PORCELAIN
- ❖ VARIATION RATING: TBD

<b>PER CARTON</b>	
	TBD SF
	TBD PC

**24X24**  
(SF)

<b>FLOOR/WALL</b>	•	10.12
ISSY	•	10.12
LYON	•	10.12
SAVOY	•	10.12
TROPEZ	•	10.12

**LATITUDE** [LATITUDE ONLINE](#)

- ❖ GLAZED BODY MATCH PORCELAIN
- ❖ HD TECHNOLOGY (HDT)
- ❖ VARIATION RATING: V2
- ❖ SQUARE FEET PER CARTON (APPROX.): 2X2 ON MESH = 10.659 (11 PC/CT)

<b>PER CARTON</b>	
	11.6280 SF
	6 PC

**12X24**  
(SF)

<b>FLOOR/WALL</b>	6.15
GRAY	6.15
IVORY	6.15
TAUPE	6.15
WHITE	6.15

<b>MOSAIC</b>	<b>ON MESH (SF)</b>
MOSAIC 2X2 SOLID*	29.04

<b>TRIM</b>	<b>(PC)</b>
FLOOR SBN 3X12	11.86

*\*MOSAIC MAY BE CUT AND USED AS A FLOOR LISTELLO OR INSERT FOR BOTH FLOOR AND WALL.  
NOTE:50/50 BRICK PATTERN INSTALLATION ON WALL OR FLOOR IS NOT RECOMMENDED FOR TILES LARGER THAN 18".*

**LIVORNO** [New Arrivals](#)

- ❖ GLAZED BODY MATCH PORCELAIN
- ❖ HD TECHNOLOGY (HDT)
- ❖ VARIATION RATING: TBD

<b>PER CARTON</b>	
11.4300 SF	15.3200 SF
6 PC	2 PC

**12X23**      **23X47**  
(SF)                      (SF)

<b>FLOOR/WALL</b>	<b>DESIGN</b>	•	9.02	•	10.48
CAPRI	VEINCUT	•	9.02	•	10.48
ELBA	VEINCUT	•	9.02	•	10.48
MANZA	VEINCUT	•	9.02	•	10.48
ULIVO	VEINCUT	•	9.02	•	10.48

<b>TRIM</b>	<b>(PC)</b>
FLOOR SBN 3X12	14.21

*NOTE:50/50 BRICK PATTERN INSTALLATION ON WALL OR FLOOR IS NOT RECOMMENDED FOR TILES LARGER THAN 18".*

• New Item - Please check for availability.



**MILESTONE** [MILESTONE ONLINE](#)

- ❖ GLAZED BODY MATCH PORCELAIN
- ❖ HD TECHNOLOGY (HDT)
- ❖ VARIATION RATING: V2
- ❖ SQUARE FEET PER CARTON (APPROX.): 2X2 ON MESH = 10.659 (11 PC/CT)



PER CARTON	
11.6280 SF	15.5000 SF
6 PC	2 PC

FLOOR/WALL	12X24	24X47
	(SF)	(SF)
DUST	6.92	8.09
GRAY	6.92	8.09
MOON	6.92	8.09
TAUPE	6.92	8.09
WHITE	6.92	8.09

MOSAIC	ON MESH (SF)
MOSAIC 2X2 SOLID*	38.50

TRIM	(PC)
FLOOR SBN 3X12	13.04

\*MOSAIC MAY BE CUT AND USED AS A FLOOR LISTELLO OR INSERT FOR BOTH FLOOR AND WALL.  
 NOTE: 50/50 BRICK PATTERN INSTALLATION ON WALL OR FLOOR IS NOT RECOMMENDED FOR TILES LARGER THAN 18".

**MOOD** [MOOD ONLINE](#)

- ❖ GLAZED PORCELAIN
- ❖ HD TECHNOLOGY (HDT)
- ❖ VARIATION RATING: V3
- ❖ SQUARE FEET PER CARTON (APPROX.): 2X4 ON MESH = 10.659 (11 PC/CT)

PER CARTON	
11.3760 SF	15.2880 SF
6 PC	2 PC

FLOOR/WALL	12X23		24X47	
	(SF)		(SF)	
CHARCOAL	8.65	9.56		
GRAY	8.65	9.56		
IVORY	8.65	9.56		
GRAY	RIVER	11.59		
IVORY	RIVER	11.59		

MOSAIC	ON MESH (SF)
MOSAIC 2X4 SOLID*	• 26.67

TRIM	(PC)
FLOOR SBN 3X12	• 13.04
COVE BASE 6X12	• 14.82
COVE CORNER - OUTSIDE 1X6	• 14.82

• New Item - Please check for availability.



**MOTION** [MOTION ONLINE](#)

- ❖ GLAZED BODY MATCH PORCELAIN
- ❖ HD TECHNOLOGY (HDT)
- ❖ VARIATION RATING: V2
- ❖ SQUARE FEET PER CARTON (APPROX.): 2X2 ON MESH = 11.94 (10 PC/CT)
- ❖ MATTE VERSION OF ACTION

<b>PER CARTON</b>
11.6250 SF
6 PC

<u>FLOOR/WALL</u>	<u>12X24 (SF)</u>
ADVANCE	7.47
CUE	7.47
DRIFT	7.47

<u>MOSAIC</u>	<u>ON MESH (SF)</u>
MOSAIC 2X2 BLEND (CUE/ADVANCE/DRIFT/GESTURE)*	44.46

<u>TRIM</u>	<u>(PC)</u>
FLOOR SBN 3X12	13.04
COVE BASE 6X13	13.63
COVE CORNER - OUTSIDE 1X6	13.63

\*MOSAIC MAY BE CUT AND USED AS A FLOOR LISTELLO OR INSERT FOR BOTH FLOOR AND WALL.  
 NOTE:50/50 BRICK PATTERN INSTALLATION ON WALL OR FLOOR IS NOT RECOMMENDED FOR TILES LARGER THAN 18".

**NETWORK** [NETWORK ONLINE](#)

- ❖ GLAZED BODY MATCH PORCELAIN
- ❖ HD TECHNOLOGY (HDT)
- ❖ VARIATION RATING: V2

<b>PER CARTON</b>		
11.4300 SF	13.6840 SF	15.3200 SF
6 PC	2 PC	2 PC

<u>FLOOR/WALL</u>	<u>12X23 (SF)</u>	<u>31X31 (SF)</u>	<u>23X47 (SF)</u>
GRAY	6.92	10.48	8.09
SILVER	6.92	10.48	8.09
TAUPE	6.92	10.48	8.09
WHITE	6.92	10.48	8.09

<u>EXPANSE THIN TILE</u>	<u>63X126 (SF)</u>
GRAY	24.67
SILVER	24.67
TAUPE	24.67
WHITE	24.67

<u>TRIM</u>	<u>(PC)</u>
FLOOR SBN 3X12	13.04
COVE BASE	♦ 14.82
COVE CORNER OUT	♦ 14.82

NOTE:50/50 BRICK PATTERN INSTALLATION ON WALL OR FLOOR IS NOT RECOMMENDED FOR TILES LARGER THAN 18".

♦ New Item - Please check for availability.

All Pricing is FOB Emser Showroom.

Shipments billed at Emser Standard Freight Rates.



**NEWBERRY** [NEWBERRY ONLINE](#)

- ❖ GLAZED PORCELAIN
- ❖ HD TECHNOLOGY (HDT)
- ❖ VARIATION RATING: V4



PER CARTON				
7.3100 SF	10.3440 SF	10.3320 SF	12.0540 SF	10.4600 SF
34 PC	24 PC	12 PC	7 PC	20 PC

FLOOR/WALL	4X8 (SF)	8X8 (SF)	8X16 (SF)	16X16 (SF)	10X11 HEX (SF)
BIANCO	7.47	7.47	7.47	7.47	11.22
COTTO	7.47	7.47	7.47	7.47	11.22
GRAFITE	7.47	7.47	7.47	7.47	11.22

TRIM	(PC)
FLOOR SBN 3X16 (BIANCO & COTTO ONLY)	13.04
CORNER 4X8 (BIANCO ONLY)	23.13

*NOTE: 50/50 BRICK PATTERN INSTALLATION ON WALL OR FLOOR IS NOT RECOMMENDED FOR TILES LARGER THAN 18".*

**NEWPORT** [NEWPORT ONLINE](#)

- ❖ GLAZED PORCELAIN
- ❖ VARIATION RATING: V2
- ❖ SQUARE FEET PER CARTON (APPROX.): 2X2 ON MESH = 9.49 (10 PC/CT)

PER CARTON	
(Lappato)	11.6280 SF
	12.5100 SF
	6 PC
	6 PC

FLOOR/WALL	FINISH	20X20 (SF)	12X24 (SF)
BAY	MATTE	• 2.93	2.46
FERRY	MATTE	• 2.93	2.46
HARBOR	MATTE	• 2.93	2.46
PIER	MATTE	• 2.93	2.46
BAY	LAPPATO	• 3.66	• 3.66
FERRY	LAPPATO	• 3.66	• 3.66
HARBOR	LAPPATO	• 3.66	• 3.66
PIER	LAPPATO	• 3.66	• 3.66

MOSAIC	ON MESH (SF)
MOSAIC 2X2 SOLID*	14.82

TRIM	(PC)
FLOOR SBN 3X12	8.31

*\*MOSAIC MAY BE CUT AND USED AS A FLOOR LISTELLO OR INSERT FOR BOTH FLOOR AND WALL.*

*NOTE: 50/50 BRICK PATTERN INSTALLATION ON WALL OR FLOOR IS NOT RECOMMENDED FOR TILES LARGER THAN 18".*

**NOSTALGIA** [New Arrivals](#)

- ❖ GLAZED CERAMIC
- ❖ HD TECHNOLOGY (HDT)
- ❖ VARIATION RATING: V2

PER CARTON
10.9000 SF
5 PC

FLOOR/WALL	18X18 (SF)
EPIC	• 4.59
LEGEND	• 4.59
NOVEL	• 4.59
SAGA	• 4.59

*NOTE: 50/50 BRICK PATTERN INSTALLATION ON WALL OR FLOOR IS NOT RECOMMENDED FOR TILES LARGER THAN 18".*

• New Item - Please check for availability.

All Pricing is FOB Emser Showroom.

Shipments billed at Emser Standard Freight Rates.



**NOVA** [NOVA ONLINE](#)

- ❖ GLAZED POECELAIN
- ❖ VARIATION RATING: TBD
- ❖ SQUARE FEET PER CARTON (APPROX.): 2X4 ON MESH = 10.659 (11 PC/CT)

PER CARTON	
11.6280 SF	
6 PC	

FLOOR/WALL	12X24 (SF)
BLUE	5.01
FAWN	5.01
GRAY	5.01
WHITE	5.01

MOSAIC	ON MESH (SF)
MOSAIC 2X4 SOLID*	24.30

TRIM	(PC)
FLOOR SBN 3X24	14.21

\*MOSAIC MAY BE CUT AND USED AS A FLOOR LISTELLO OR INSERT FOR BOTH FLOOR AND WALL.  
 NOTE:50/50 BRICK PATTERN INSTALLATION ON WALL OR FLOOR IS NOT RECOMMENDED FOR TILES LARGER THAN 18".

**OUTPOST** [OUTPOST ONLINE](#)

- ❖ GLAZED BODY MATCH PORCELAIN
- ❖ HD TECHNOLOGY (HDT)
- ❖ VARIATION RATING: V2

PER CARTON	
11.6280 SF	15.5000 SF
6 PC	2 PC

FLOOR/WALL	12X24 (SF)	24X47 (SF)
ANTRACITE	7.68	9.23
BIANCO	7.68	9.23
GRIGIO	7.68	9.23
TORTORA	7.68	9.23

TRIM	(PC)
FLOOR SBN 3X12	12.45

NOTE:50/50 BRICK PATTERN INSTALLATION ON WALL OR FLOOR IS NOT RECOMMENDED FOR TILES LARGER THAN 18".

**PARKVIEW** [New Arrivals](#)

- ❖ GLAZED PORCELAIN
- ❖ HD TECHNOLOGY (HDT)
- ❖ VARIATION RATING: TBD

PER CARTON	
TBD SF	TBD SF
TBD PC	TBD PC

FLOOR/WALL	FINISH	12X24 (SF)	24X47 (SF)
ASTRAL	POLISHED	♦ 12.69	♦ 15.45
BLUE	POLISHED	♦ 12.69	♦ 15.45
BROWN	POLISHED	♦ 12.69	♦ 15.45
WHITE	POLISHED	♦ 12.69	♦ 15.45

\*MOSAIC MAY BE CUT AND USED AS A FLOOR LISTELLO OR INSERT FOR BOTH FLOOR AND WALL.  
 NOTE:50/50 BRICK PATTERN INSTALLATION ON WALL OR FLOOR IS NOT RECOMMENDED FOR TILES LARGER THAN 18".

♦ New Item - Please check for availability.



**PERSPECTIVE** [PERSPECTIVE ONLINE](#)

- ❖ GLAZED BODY MATCH PORCELAIN
- ❖ VARIATION RATING: V2



PER CARTON	
15.5000 SF	
8 PC	

<u>FLOOR/WALL</u>		<u>DESIGN</u>		<u>12X24</u> (SF)
BEIGE		LINEAR	⊗	5.38
GRAY		LINEAR	⊗	5.38

PER CARTON	
9.6900 SF	
10 PC	

<u>FLOOR/WALL</u>		<u>DESIGN</u>		<u>6X24</u> (SF)
WHITE		LINEAR	⊗	9.23

<u>TRIM</u>				<u>(PC)</u>
FLOOR SBN 3X12		LINEAR	⊗	11.56

⊗ **AVAILABLE WHILE SUPPLY LAST**

**NOTE: 50/50 BRICK PATTERN INSTALLATION ON WALL OR FLOOR IS NOT RECOMMENDED FOR TILES LARGER THAN 18".**

**PIENZA** [New Arrivals](#)

- ❖ GLAZED PORCELAIN
- ❖ HD TECHNOLOGY (HDT)
- ❖ VARIATION RATING: TBD
- ❖ SQUARE FEET PER CARTON (APPROX.): 2X2 ON MESH = TBD

PER CARTON	
13.5660 SF	15.5000 SF
7 PC	4 PC

<u>FLOOR/WALL</u>	<u>12X24</u> (SF)	<u>24X24</u> (SF)
ANNATA	2.74	3.11
DOLCE	2.74	3.11
SECCO	2.74	3.11
TALENTO	2.74	3.11

<u>MOSAIC</u>	<u>ON MESH (SF)</u>
MOSAIC 2X2 SOLID*	• 14.82

<u>TRIM</u>	<u>(PC)</u>
FLOOR SBN 3X12	• 8.31

\***MOSAIC MAY BE CUT AND USED AS A FLOOR LISTELLO OR INSERT FOR BOTH FLOOR AND WALL.**

**NOTE: 50/50 BRICK PATTERN INSTALLATION ON WALL OR FLOOR IS NOT RECOMMENDED FOR TILES LARGER THAN 18".**





## PIETRE DEL NORD

[PIETRE DEL NORD ONLINE](#)

- ❖ UNGLAZED BODY MATCH PORCELAIN
- ❖ VARIATION RATING: V2

**PER CARTON**

15.3400 SF	15.5000 SF
8 PC	4 PC

FLOOR/WALL	FINISH	12X24 (SF)		24X24 (SF)	
		MAINE	MATTE	⊙ 4.60	⊙ 4.66
VERMONT	MATTE	⊙ 4.60	⊙ 4.66	⊙ 4.66	⊙ 4.66

FLOOR/WALL	FINISH	12X24 (SF)		24X24 (SF)	
		VERMONT	POLISHED	⊙ 5.38	⊙ 5.38

TRIM	FINISH	(PC)	
FLOOR SBN 3X12	MATTE	⊙	11.56
FLOOR SBN 3X12	POLISHED	⊙	12.16

⊙ AVAILABLE WHILE SUPPLY LAST

+TILE HAS NANO COATING APPLICATION TO PROTECT SURFACE FROM DIRT.

NOTE:50/50 BRICK PATTERN INSTALLATION ON WALL OR FLOOR IS NOT RECOMMENDED FOR TILES LARGER THAN 18".

## PORTO

[PORTO ONLINE](#)

- ❖ GLAZED PORCELAIN
- ❖ VARIATION RATING: V2

**PER CARTON**

15.5000 SF	13.7780 SF
4 PC	2 PC

FLOOR/WALL	FINISH	32X32 (SF)	
		CHARCOAL	MATTE
FAWN	MATTE	⊙	3.48

FLOOR/WALL	FINISH	12X24 (SF)		24X24 (SF)		32X32 (SF)	
		CHARCOAL	POLISHED	⊙ 3.07	⊙ 3.66	⊙ 3.85	⊙ 3.85
FAWN	POLISHED	⊙ 3.07	⊙ 3.66	⊙ 3.85	⊙ 3.85	⊙ 3.85	
IVORY	POLISHED	⊙ 3.07	⊙ 3.66	⊙ 3.85	⊙ 3.85	⊙ 3.85	
WHITE	POLISHED	⊙ 3.07	⊙ 3.66	⊙ 3.85	⊙ 3.85	⊙ 3.85	

⊙ AVAILABLE WHILE SUPPLY LAST

NOTE:50/50 BRICK PATTERN INSTALLATION ON WALL OR FLOOR IS NOT RECOMMENDED FOR TILES LARGER THAN 18".



**PORTO II** [PORTO II ONLINE](#)

- ❖ GLAZED PORCELAIN
- ❖ VARIATION RATING: TBD
- ❖ SQUARE FEET PER CARTON (APPROX.): 2X2 ON MESH = 9.49 (10 PC/CT)

PER CARTON		
11.6280 SF	15.5000 SF	13.7780 SF
6 PC	4 PC	2 PC

FLOOR/WALL	FINISH	12X24 (SF)	24X24 (SF)	32X32 (SF)
CHARCOAL	MATTE	2.60	3.11	3.48
FAWN	MATTE	2.60	3.11	3.48
IVORY	MATTE	2.60	3.11	3.48
WHITE	MATTE	2.60	3.11	3.48

CHARCOAL	POLISHED	3.07	3.66	3.85
FAWN	POLISHED	3.07	3.66	3.85
IVORY	POLISHED	3.07	3.66	3.85
WHITE	POLISHED	3.07	3.66	3.85

MOSAIC	FINISH	ON MESH (SF)
MOSAIC 2X2 SOLID*	MATTE	14.21

TRIM	FINISH	(PC)
FLOOR SBN 3X12	MATTE	8.31
FLOOR SBN 3X12	POLISHED	10.08

\*MOSAIC MAY BE CUT AND USED AS A FLOOR LISTELLO OR INSERT FOR BOTH FLOOR AND WALL.  
 NOTE:50/50 BRICK PATTERN INSTALLATION ON WALL OR FLOOR IS NOT RECOMMENDED FOR TILES LARGER THAN 18".

**POTENZA** [POTENZA ONLINE](#)

- ❖ GLAZED PORCELAIN
- ❖ VARIATION RATING: TBD
- ❖ SQUARE FEET PER CARTON (APPROX.): 2X2 ON MESH = 11.02 (10 PC/CT)

PER CARTON		
17.5800 SF	15.2600 SF	11.6280 SF
15 PC	7 PC	6 PC

FLOOR/WALL	FINISH	13X13 (SF)	18X18 (SF)	12X24 (SF)
DOVE		1.82	2.00	2.19
FAWN		1.82	2.00	2.19
GRAY		1.82	2.00	2.19
IVORY		1.82	2.00	2.19

MOSAIC	FINISH	ON MESH (SF)
MOSAIC 2X2 SOLID*		14.21

TRIM	FINISH	(PC)
FLOOR SBN 3X13		6.52

\*MOSAIC MAY BE CUT AND USED AS A FLOOR LISTELLO OR INSERT FOR BOTH FLOOR AND WALL.  
 NOTE:50/50 BRICK PATTERN INSTALLATION ON WALL OR FLOOR IS NOT RECOMMENDED FOR TILES LARGER THAN 18".

**QUEST** [QUEST ONLINE](#)

- ❖ GLAZED PORCELAIN
- ❖ VARIATION RATING: V2

PER CARTON
15.5040 SF
8 PC

FLOOR/WALL	FINISH	12X24 (SF)
IVORY	POLISHED	⊙ 3.07

⊙ AVAILABLE WHILE SUPPLY LAST  
 NOTE:50/50 BRICK PATTERN INSTALLATION ON WALL OR FLOOR IS NOT RECOMMENDED FOR TILES LARGER THAN 18".



**REALM** [REALM ONLINE](#)

- ❖ GLAZED CERAMIC
- ❖ HD TECHNOLOGY (HDT)
- ❖ VARIATION RATING: V3

<b>PER CARTON</b>	
16.1460 SF	
6 PC	

**FLOOR/WALL**

<b>NATION</b>	⊗	<b>20X20</b> (SF) 2.40
---------------	---	------------------------------

⊗ **AVAILABLE WHILE SUPPLY LAST**

**NOTE:50/50 BRICK PATTERN INSTALLATION ON WALL OR FLOOR IS NOT RECOMMENDED FOR TILES LARGER THAN 18".**

**REALM II** [REALM II ONLINE](#)

- ❖ GLAZED PORCELAIN
- ❖ HD TECHNOLOGY (HDT)
- ❖ VARIATION RATING: V3
- ❖ SQUARE FEET PER CARTON (APPROX.): 2X2 ON MESH = 11.02 (10 PC/CT)

<b>PER CARTON</b>		
17.5800 SF	15.2600 SF	11.6280 SF
15 PC	7 PC	6 PC

**FLOOR/WALL**

	<b>13X13</b> (SF)	<b>18X18</b> (SF)	<b>12X24</b> (SF)
ASSEMBLY	2.24	2.40	2.46
DISTRICT	2.24	2.40	2.46
DOMAIN	2.24	2.40	2.46
NATION	2.24	2.40	2.46

**MOSAIC**

<b>MOSAIC 2X2 SOLID*</b>	⊗	<b>ON MESH (SF)</b> 14.21
--------------------------	---	------------------------------

**TRIM**

<b>FLOOR SBN 3X13</b>	⊗	<b>(PC)</b> 8.31
-----------------------	---	---------------------

\***MOSAIC MAY BE CUT AND USED AS A FLOOR LISTELLO OR INSERT FOR BOTH FLOOR AND WALL.**

**NOTE:50/50 BRICK PATTERN INSTALLATION ON WALL OR FLOOR IS NOT RECOMMENDED FOR TILES LARGER THAN 18".**

**REMINISCE** [New Arrivals](#)

- ❖ GLAZED CERAMIC
- ❖ VARIATION RATING: TBD

<b>PER CARTON</b>	
10.9000 SF	
5 PC	

**FLOOR/WALL**

	<b>18X18</b> (SF)
COURT	♦ 5.14
LANE	♦ 5.14
PATIO	♦ 5.14
WYND	♦ 5.14

**NOTE:50/50 BRICK PATTERN INSTALLATION ON WALL OR FLOOR IS NOT RECOMMENDED FOR TILES LARGER THAN 18".**

♦ New Item - Please check for availability.

**All Pricing is FOB Emser Showroom.**

**Shipments billed at Emser Standard Freight Rates.**



**RESERVA** [RESERVA ONLINE](#)

- ❖ GLAZED PORCELAIN
- ❖ VARIATION RATING: V3
- ❖ SQUARE FEET PER CARTON (APPROX.): 2X4 ON MESH = 9.98 (9 PC/CT)

PER CARTON		
15.2360 SF	17.4400 SF	17.4420 SF
13 PC	8 PC	9 PC

FLOOR/WALL	13X13 (SF)	18X18 (SF)	12X24 (SF)
ALTO	2.37	2.56	2.60
MANU	2.37	2.56	2.60
PAMPA	2.37	2.56	2.60
TUMBES	2.37	2.56	2.60

MOSAIC	ON MESH (SF)
MOSAIC 2X4 SOLID*	14.21

TRIM	(PC)
FLOOR SBN 3X13	7.71

\*MOSAIC MAY BE CUT AND USED AS A FLOOR LISTELLO OR INSERT FOR BOTH FLOOR AND WALL.  
NOTE: 50/50 BRICK PATTERN INSTALLATION ON WALL OR FLOOR IS NOT RECOMMENDED FOR TILES LARGER THAN 18".

**RESIDENZA** [RESIDENZA ONLINE](#)

- ❖ RED BODY CERAMIC
- ❖ VARIATION RATING: TBD
- ❖ SQUARE FEET PER CARTON (APPROX.): 2X2 ON MESH = 6.734 (7 PC/CT)

PER CARTON
19.3500 SF
10 PC

FLOOR/WALL	FINISH	12X24 (SF)
CROSSCUT	MATTE	• 2.37
RAPOLANO	MATTE	• 2.37

MOSAIC	FINISH	ON MESH (SF)
MOSAIC 2X2 SOLID*	MATTE	• 13.04

TRIM	FINISH	(PC)
FLOOR SBN 3X12	MATTE	• 7.71

\*MOSAIC MAY BE CUT AND USED AS A FLOOR LISTELLO OR INSERT FOR BOTH FLOOR AND WALL.  
NOTE: 50/50 BRICK PATTERN INSTALLATION ON WALL OR FLOOR IS NOT RECOMMENDED FOR TILES LARGER THAN 18".

**RHAPSODY** [RHAPSODY ONLINE](#)

- ❖ GLAZED PORCELAIN
- ❖ HD TECHNOLOGY (HDT)
- ❖ VARIATION RATING: V2

PER CARTON
10.5480 SF
9 PC

FLOOR/WALL	13X13 (SF)
BLACK	5.61
WHITE	5.61

ARGYLE	• 5.61
DIAGONAL	5.61
FLORAL	5.61
SPADE	• 5.61



**RHYTHM** [RHYTHM ONLINE](#)

- ❖ GLAZED PORCELAIN
- ❖ HD TECHNOLOGY (HDT)
- ❖ VARIATION RATING: V2

<b>PER CARTON</b>
10.7520 SF
14 PC

<u>FLOOR/WALL</u>	<u>DESIGN</u>	<u>11X13 (SF)</u>
HEX BLACK	PLAIN	6.55
HEX WHITE	PLAIN	6.55
HEX SILVER	PLAIN	6.55
HEX BLACK	PATTERN	7.68
HEX WHITE	PATTERN	7.68
HEX SILVER	PATTERN	7.68

**SANDSTORM** [SANDSTORM ONLINE](#)

- ❖ GLAZED PORCELAIN
- ❖ HD TECHNOLOGY (HDT)
- ❖ VARIATION RATING: TBD
- ❖ SQUARE FEET PER CARTON (APPROX.): 2X2 ON MESH = 9.488 (8 PC/CT)

<b>PER CARTON</b>
11.6280 SF
6 PC

<u>FLOOR/WALL</u>	<u>12X24 (SF)</u>
GOBI	3.62
KALAHARI	3.62
MOJAVE	3.62
SAHARA	3.62

<u>MOSAIC</u>	<u>ON MESH (SF)</u>
MOSAIC 2X2 SOLID*	23.13

<u>TRIM</u>	<u>(PC)</u>
FLOOR SBN 3X12	10.08

*\*MOSAIC MAY BE CUT AND USED AS A FLOOR LISTELLO OR INSERT FOR BOTH FLOOR AND WALL.  
NOTE:50/50 BRICK PATTERN INSTALLATION ON WALL OR FLOOR IS NOT RECOMMENDED FOR TILES LARGER THAN 18".*

♦ New Item - Please check for availability.

All Pricing is FOB Emser Showroom.

Shipments billed at Emser Standard Freight Rates.



## SCULPTURE

[SCULPTURE ONLINE](#)

- ❖ GLAZED PORCELAIN FLOOR / CERAMIC WALL
- ❖ HD TECHNOLOGY (HDT)
- ❖ VARIATION RATING: V2

<b>PER CARTON</b>
10.1600 SF
5 PC

**12X24  
(SF)**

<u>FLOOR/WALL</u>	<u>FINISH</u>		
ORO	MATTE	•	5.01
VENATO	MATTE		5.01
WHITE	MATTE		5.01

<b>PER CARTON</b>
12.9280 SF
4 PC

**13X36  
(SF)**

<u>WALL</u>	<u>FINISH</u>		
FLAT ORO	GLOSS	•	6.92
FLAT VENATO	GLOSS		6.92
FLAT WHITE	GLOSS		6.92

CHEVRON ORO	GLOSS	•	6.92
CHEVRON VENATO	GLOSS	•	6.92
CHEVRON WHITE	GLOSS	•	6.92

WAVE ORO	GLOSS	•	6.92
WAVE VENATO	GLOSS		6.92
WAVE WHITE	GLOSS		6.92

<u>TRIM</u>	<u>FINISH</u>		<u>(PC)</u>
FLOOR SBN 3X12	MATTE	•	11.86

**NOTE: 50/50 BRICK PATTERN INSTALLATION ON WALL OR FLOOR IS NOT RECOMMENDED FOR TILES LARGER THAN 18".**

## SEÑORA

[New Arrivals](#)

- ❖ GLAZED PORCELAIN
- ❖ VARIATION RATING: TBD

<b>PER CARTON</b>
10.9000 SF
5 PC

**18X18  
(SF)**

<u>FLOOR/WALL</u>			
BIANCO		•	5.14
BIANCO FASHION		•	5.14
NATURAL		•	5.14
NATURAL FLAIR		•	5.14
NATURAL SHARD		•	5.14

**NOTE: 50/50 BRICK PATTERN INSTALLATION ON WALL OR FLOOR IS NOT RECOMMENDED FOR TILES LARGER THAN 18".**



**SERENDRA** [New Arrivals](#)

- ❖ GLAZED PORCELAIN
- ❖ VARIATION RATING:
- ❖ SQUARE FEET PER CARTON (APPROX.): 2X2 ON MESH = TBD

PER CARTON		
TBD SF	TBD SF	TBD SF
TBD PC	TBD PC	TBD PC

FLOOR/WALL	FINISH			
		12X24 (SF)	32X32 (SF)	24X48 (SF)
ZARA	MATTE	♦ 2.74	♦ 3.85	♦ 4.22
ZARA	POLISHED	♦ 3.66	♦ 4.59	♦ 5.14

MOSAIC		ON MESH (SF)
MOSAIC 2X4 OFFSET SOLID*	POLISHED	32.60

TRIM		(PC)
FLOOR SBN	MATTE	♦ 7.11
FLOOR SBN	POLISHED	♦ 8.89

*NOTE:50/50 BRICK PATTERN INSTALLATION ON WALL OR FLOOR IS NOT RECOMMENDED FOR TILES LARGER THAN 18".*

**SILHOUETTE** [SILHOUTTE ONLINE](#)

- ❖ GLAZED PORCELAIN
- ❖ VARIATION RATING: TBD
- ❖ SQUARE FEET PER CARTON (APPROX.): 2X2 ON MESH = 9.488 (8 PC/CT)

PER CARTON
11.6280 SF
6 PC

FLOOR/WALL	12X24 (SF)
CONTOUR	2.00
FIGURE	2.00
PROFILE	2.00
SHADOW	2.00

MOSAIC	ON MESH (SF)
MOSAIC 2X2 SOLID*	13.04

TRIM	(PC)
FLOOR SBN 3X12	7.11

*\*MOSAIC MAY BE CUT AND USED AS A FLOOR LISTELLO OR INSERT FOR BOTH FLOOR AND WALL.*

*NOTE:50/50 BRICK PATTERN INSTALLATION ON WALL OR FLOOR IS NOT RECOMMENDED FOR TILES LARGER THAN 18".*

**STADIUM** [STADIUM ONLINE](#)

- ❖ GLAZED CERAMIC
- ❖ VARIATION RATING: V2
- ❖ SQUARE FEET PER CARTON (APPROX.): 2X2 ON MESH = 11.722 (10 PC/CT)

PER CARTON
11.9370 SF
6 PC

FLOOR/WALL	12X24 (SF)
CONCRETE	2.97

MOSAIC	ON MESH (SF)
MOSAIC 2X2 SOLID*	17.20

*\*MOSAIC MAY BE CUT AND USED AS A FLOOR LISTELLO OR INSERT FOR BOTH FLOOR AND WALL.*

*NOTE:50/50 BRICK PATTERN INSTALLATION ON WALL OR FLOOR IS NOT RECOMMENDED FOR TILES LARGER THAN 18".*

♦ New Item - Please check for availability.



## STERLINA

[STERLINA ONLINE](#)

- ❖ GLAZED PORCELAIN
- ❖ VARIATION RATING: V2
- ❖ SQUARE FEET PER CARTON (APPROX.): 2X2 ON MESH = 9.49 (10 PC/CT)

PER CARTON	
10.5160 SF	15.5040 SF
22 PC	8 PC

FLOOR/WALL	FINISH		12X24 (SF)
ASPHALT	MATTE	•	3.46
DOVE	MATTE	•	3.46
GRAY	MATTE	•	3.46
HENNA	MATTE	•	3.46
IVORY	MATTE	•	3.46
SILVER	MATTE	•	3.46
WHITE	MATTE	•	3.46

FLOOR/WALL	FINISH		6X12 (SF)	12X24 (SF)
ASPHALT	POLISHED	•	10.48	3.83
DOVE	POLISHED	•	10.48	3.83
GRAY	POLISHED	•	10.48	3.83
HENNA	POLISHED	•	10.48	3.83
IVORY	POLISHED	•	10.48	3.83
SILVER	POLISHED	•	10.48	3.83
WHITE	POLISHED	•	10.48	3.83

MOSAIC		ON MESH (SF)
MOSAIC 2X2 SOLID*	MATTE	22.52

TRIM		(PC)
FLOOR SBN 3X12	MATTE	10.68
FLOOR SBN 3X12	POLISHED	16.00

\*MOSAIC MAY BE CUT AND USED AS A FLOOR LISTELLO OR INSERT FOR BOTH FLOOR AND WALL.

NOTE:50/50 BRICK PATTERN INSTALLATION ON WALL OR FLOOR IS NOT RECOMMENDED FOR TILES LARGER THAN 18".

## STYLE II

[STYLE II ONLINE](#)

- ❖ GLAZED BODY MATCH PORCELAIN
- ❖ VARIATION RATING: V1
- ❖ SQUARE FEET PER CARTON (APPROX.): 2X2 ON MESH = 10.582 (11 PC/CT)  
1X3 HERRINGBONE ON MESH = 10.680 (10 PC/CT)

PER CARTON			
9.6900 SF	15.5000 SF	13.7780 SF	15.5000 SF
5 PC	4 PC	2 PC	2 PC

FLOOR/WALL	FINISH		12X24 (SF)	24X24 (SF)	32X32 (SF)	24X47 (SF)
PURE WHITE	MATTE	•	8.43	7.97	9.36	9.36
PURE WHITE	POLISHED	•	9.36	9.36	13.99	11.22

MOSAIC		ON MESH (SF)
MOSAIC 2X2 SOLID*	MATTE	• 22.52
MOSAIC 1X3 HERRINGBONE*	POLISHED	• 26.09

TRIM		(PC)
FLOOR SBN 3X12	MATTE	• 14.21
FLOOR SBN 3X12	POLISHED	• 14.82

NOTE:50/50 BRICK PATTERN INSTALLATION ON WALL OR FLOOR IS NOT RECOMMENDED FOR TILES LARGER THAN 18".

• New Item - Please check for availability.





**SWEDEN** [SWEDEN ONLINE](#)

- ❖ GLAZED PORCELAIN
- ❖ VARIATION RATING: TBD

PER CARTON	
9.5250 SF	15.5000 SF
5 PC	4 PC

FLOOR/WALL	FINISH	12X24		24X24	
		(SF)	(SF)	(SF)	(SF)
ALPS	POLISHED	• 4.60	• 5.08		
VADRET	POLISHED	• 4.60	• 5.08		

TRIM		(PC)
FLOOR SBN 3X12	POLISHED	• 11.86

NOTE:50/50 BRICK PATTERN INSTALLATION ON WALL OR FLOOR IS NOT RECOMMENDED FOR TILES LARGER THAN 18".

**SWISS II** [SWISS ONLINE](#)

- ❖ GLAZED PORCELAIN
- ❖ VARIATION RATING: V2
- ❖ SQUARE FEET PER CARTON (APPROX.): 2X2 ON MESH = 9.49 (10 PC/CT)

PER CARTON	
11.3340 SF	
6 PC	

FLOOR/WALL	FINISH	12X23	
		(SF)	(SF)
RHONE	MATTE	• 3.46	

PER CARTON		
TBD SF	13.7780 SF	15.5000 SF
TBD PC	2 PC	2 PC

FLOOR/WALL	FINISH	11X23			32X32			24X47		
		(SF)	(SF)	(SF)	(SF)	(SF)	(SF)	(SF)	(SF)	(SF)
RHONE	POLISHED	• 3.83	• 5.08	• 4.60						

MOSAIC		ON MESH (SF)	
MOSAIC 2X2 SOLID*	MATTE	• 24.89	
MOSAIC 2X2 SOLID*	POLISHED	• 24.89	

TRIM		(PC)
FLOOR SBN 3X12	MATTE	• 11.86
FLOOR SBN 3X12	POLISHED	• 13.04

\*MOSAIC MAY BE CUT AND USED AS A FLOOR LISTELLO OR INSERT FOR BOTH FLOOR AND WALL.

NOTE:50/50 BRICK PATTERN INSTALLATION ON WALL OR FLOOR IS NOT RECOMMENDED FOR TILES LARGER THAN 18".



**TECHNIQUE** [TECHNIQUE ONLINE](#)

- ❖ GLAZED PORCELAIN
- ❖ VARIATION RATING: V2
- ❖ SQUARE FEET PER CARTON (APPROX.): 2X2 ON MESH = 9.53 (10 PC/CT)

<b>PER CARTON</b>	
12.5100 SF	
6 PC	

<b>FLOOR/WALL</b>		<b>12X24 (SF)</b>
BIANCO		2.46
CARBON		2.46
DOVE		2.46
IVORY		2.46

<b>MOSAIC</b>		<b>ON MESH (SF)</b>
MOSAIC 1X3 STACKED SOLID*		14.82

<b>TRIM</b>		<b>(PC)</b>
FLOOR SBN 3X12		8.31

\*MOSAIC MAY BE CUT AND USED AS A FLOOR LISTELLO OR INSERT FOR BOTH FLOOR AND WALL.  
NOTE:50/50 BRICK PATTERN INSTALLATION ON WALL OR FLOOR IS NOT RECOMMENDED FOR TILES LARGER THAN 18".

**TERAZIO** [TERAZIO ONLINE](#)

- ❖ GLAZED PORCELAIN
- ❖ VARIATION RATING: V2

<b>PER CARTON</b>	
11.6280 SF	
6 PC	

<b>FLOOR/WALL</b>		<b>FINISH</b>	<b>12X24 (SF)</b>
BIANCO		MATTE	6.15
GESSO		MATTE	6.15
NERO		MATTE	6.15
PALLADIO		MATTE	6.15

11.6250 SF
3 PC

<b>FLOOR/WALL</b>		<b>FINISH</b>	<b>24X24 (SF)</b>
BIANCO		POLISHED	8.65
GESSO		POLISHED	8.65
NERO		POLISHED	8.65
PALLADIO		POLISHED	8.65

<b>TRIM</b>		<b>FINISH</b>	<b>(PC)</b>
FLOOR SBN 3X24		MATTE	15.41
FLOOR SBN 3X24		POLISHED	16.00

NOTE:50/50 BRICK PATTERN INSTALLATION ON WALL OR FLOOR IS NOT RECOMMENDED FOR TILES LARGER THAN 18".

♦ New Item - Please check for availability.

All Pricing is FOB Emser Showroom.

Shipments billed at Emser Standard Freight Rates.



**TERRANE** [TERRANE ONLINE](#)

- ❖ GLAZED PORCELAIN
- ❖ HD TECHNOLOGY (HDT)
- ❖ VARIATION RATING: V3
- ❖ SQUARE FEET PER CARTON (APPROX.): 2X2 ON MESH = 10.659 (11 PC/CT)

PER CARTON	
11.6280 SF	
6 PC	

**FLOOR/WALL**

	<b>12X24 (SF)</b>
BEIGE	6.55
GRAY	6.55
IVORY	6.55

**MOSAIC**

**ON MESH (SF)**

MOSAIC 2X2 SOLID*	37.93
-------------------	-------

**TRIM**

**(PC)**

FLOOR SBN 3X12	12.45
----------------	-------

*\*MOSAIC MAY BE CUT AND USED AS A FLOOR LISTELLO OR INSERT FOR BOTH FLOOR AND WALL.*

*NOTE:50/50 BRICK PATTERN INSTALLATION ON WALL OR FLOOR IS NOT RECOMMENDED FOR TILES LARGER THAN 18".*

**TESOLA** [TESOLA ONLINE](#)

- ❖ GLAZED CERAMIC
- ❖ VARIATION RATING: V2
- ❖ SQUARE FEET PER CARTON (APPROX.): 2X2 ON MESH = 10.48 (10 PC/CT)

PER CARTON	
20.9600 SF	17.2080 SF
20 PC	8 PC

**FLOOR/WALL**

	<b>12X12 (SF)</b>	<b>18X18 (SF)</b>
CREAM	1.28	1.46
SILVER	1.28	1.46
TAUPE	1.28	1.46

**MOSAIC**

**ON MESH (SF)**

MOSAIC 2X2 SOLID*	17.20
-------------------	-------

**TRIM**

**(PC)**

FLOOR SBN 3X12	6.52
----------------	------

*\*MOSAIC MAY BE CUT AND USED AS A FLOOR LISTELLO OR INSERT FOR BOTH FLOOR AND WALL.*

*NOTE:50/50 BRICK PATTERN INSTALLATION ON WALL OR FLOOR IS NOT RECOMMENDED FOR TILES LARGER THAN 18".*

**THEME** [New Arrivals](#)

- ❖ GLAZED PORCELAIN
- ❖ HD TECHNOLOGY (HDT)
- ❖ VARIATION RATING: TBD

PER CARTON	
TBD SF	
TBD PC	

**FLOOR/WALL**

		<b>8X8 (SF)</b>
BLACK	♦	6.45
BLUE	♦	6.45
GRAY	♦	6.45
WHITE	♦	6.45

♦ New Item - Please check for availability.



**THREAD II** [THREAD II ONLINE](#)

❖ GLAZED PORCELAIN	<b>PER CARTON</b> 14.6020 SF 7 PC
❖ HD TECHNOLOGY (HDT)	
❖ VARIATION RATING: V1	
❖ SQUARE FEET PER CARTON (APPROX.): 2X2 ON MESH = 10.340 (10 PC/CT)	

<u>FLOOR/WALL</u>	<u>12X25 (SF)</u>
OYSTER	3.62
SILVER	3.62
TWILIGHT	3.62
WHITE	3.62

<u>MOSAIC</u>	<u>ON MESH (SF)</u>
MOSAIC 2X2 SOLID*	25.49

<u>TRIM</u>	<u>(PC)</u>
FLOOR SBN 3X12	8.89

*\*MOSAIC MAY BE CUT AND USED AS A FLOOR LISTELLO OR INSERT FOR BOTH FLOOR AND WALL.  
NOTE:50/50 BRICK PATTERN INSTALLATION ON WALL OR FLOOR IS NOT RECOMMENDED FOR TILES LARGER THAN 18".*

**TOLEDO** [TOLEDO ONLINE](#)

❖ GLAZED CERAMIC	<b>PER CARTON</b> 16.4696 SF    16.5800 SF 14 PC            8 PC
❖ HD TECHNOLOGY (HDT)	
❖ VARIATION RATING: V2	
❖ SQUARE FEET PER CARTON (APPROX.): 2X2 ON MESH = 8.358 (7 PC/CT)	

<u>FLOOR/WALL</u>	<u>13X13 (SF)</u>	<u>17X17 (SF)</u>
BEIGE	1.28	1.46
NOCE	1.28	1.46
SILVER	1.28	1.46

<u>MOSAIC</u>	<u>ON MESH (SF)</u>
MOSAIC 2X2 SOLID*	17.20

<u>TRIM</u>	<u>(PC)</u>
FLOOR SBN 3X13	5.94

*\*MOSAIC MAY BE CUT AND USED AS A FLOOR LISTELLO OR INSERT FOR BOTH FLOOR AND WALL.  
NOTE:50/50 BRICK PATTERN INSTALLATION ON WALL OR FLOOR IS NOT RECOMMENDED FOR TILES LARGER THAN 18".*

**TOPANGA** [TOPANGA ONLINE](#)

❖ GLAZED CERAMIC	<b>PER CARTON</b> 20.9600 SF    17.2080 SF    17.8740 SF 20 PC            8 PC            9 PC
❖ VARIATION RATING: V2	
❖ SQUARE FEET PER CARTON (APPROX.): 2X2 ON MESH = 10.48 (10 PC/CT)	

<u>FLOOR/WALL</u>	<u>12X12 (SF)</u>	<u>18X18 (SF)</u>	<u>13X23 (SF)</u>
CREAM	1.28	1.46	1.52
GREIGE	1.28	1.46	1.52
TAN	1.28	1.46	1.52

<u>MOSAIC</u>	<u>ON MESH (SF)</u>
MOSAIC 2X2 SOLID*	17.20

<u>TRIM</u>	<u>(PC)</u>
FLOOR SBN 3X12	5.94

*\*MOSAIC MAY BE CUT AND USED AS A FLOOR LISTELLO OR INSERT FOR BOTH FLOOR AND WALL.  
NOTE:50/50 BRICK PATTERN INSTALLATION ON WALL OR FLOOR IS NOT RECOMMENDED FOR TILES LARGER THAN 18".*

♦ New Item - Please check for availability.



**TRENDZ** [New Arrivals](#)

- ❖ GLAZED PORCELAIN
- ❖ HD TECHNOLOGY (HDT)
- ❖ VARIATION RATING: TBD

PER CARTON			
TBD SF	TBD SF	TBD SF	TBD SF
TBD PC	TBD PC	TBD PC	TBD PC

FLOOR/WALL	12X24		12X35	
	(SF)	(SF)	(SF)	(SF)
ALMOND	• 5.14	• 6.45	• 5.14	• 6.45
OCEAN	• 5.14	• 6.45	• 5.14	• 6.45
STEEL	• 5.14	• 6.45	• 5.14	• 6.45
TAUPE	• 5.14	• 6.45	• 5.14	• 6.45
WHITE	• 5.14	• 6.45	• 5.14	• 6.45

TRIM		(PC)
FLOOR SBN	•	11.86

NOTE:50/50 BRICK PATTERN INSTALLATION ON WALL OR FLOOR IS NOT RECOMMENDED FOR TILES LARGER THAN 18".

**TROVATA II** [TROVATA II ONLINE](#)

- ❖ GLAZED PORCELAIN
- ❖ HD TECHNOLOGY (HDT)
- ❖ VARIATION RATING: V3
- ❖ SQUARE FEET PER CARTON (APPROX.): 2X2 ON MESH = 11.69 (10 PC/CT)

PER CARTON		
11.6900 SF	15.8700 SF	14.2030 SF
10 PC	5 PC	7 PC

FLOOR/WALL	13X13	21X21	12X24
	(SF)	(SF)	(SF)
ALBUM	2.40	2.60	3.07
DIARY	2.40	2.60	3.07
JOURNAL	2.40	2.60	3.07
LEDGER	2.40	2.60	3.07

MOSAIC	ON MESH (SF)
MOSAIC 2X2 SOLID*	• 18.97

TRIM		(PC)
FLOOR SBN 3X13	•	8.31

\*MOSAIC MAY BE CUT AND USED AS A FLOOR LISTELLO OR INSERT FOR BOTH FLOOR AND WALL.

NOTE:50/50 BRICK PATTERN INSTALLATION ON WALL OR FLOOR IS NOT RECOMMENDED FOR TILES LARGER THAN 18".

**TSARINA** [New Arrivals](#)

- ❖ GLAZED PORCELAIN
- ❖ VARIATION RATING: TBD

PER CARTON			
TBD SF	TBD SF	TBD SF	TBD SF
TBD PC	TBD PC	TBD PC	TBD PC

FLOOR/WALL	FINISH	20X20	12X24	32X32	24X47
		(SF)	(SF)	(SF)	(SF)
BLACK	MATTE	• 2.19	• 2.00	• 3.29	• 3.48
GREIGE	MATTE	• 2.19	• 2.00	• 3.29	• 3.48
IVORY	MATTE	• 2.19	• 2.00	• 3.29	• 3.48
WHITE	MATTE	• 2.19	• 2.00	• 3.29	• 3.48
BLACK	POLISHED	• 2.19	• 2.00	• 3.29	• 3.48
GREIGE	POLISHED	• 2.19	• 2.00	• 3.29	• 3.48
IVORY	POLISHED	• 2.19	• 2.00	• 3.29	• 3.48
WHITE	POLISHED	• 2.19	• 2.00	• 3.29	• 3.48

TRIM		(PC)
FLOOR SBN	MATTE	• 7.11
FLOOR SBN	POLISHED	• 8.89

NOTE:50/50 BRICK PATTERN INSTALLATION ON WALL OR FLOOR IS NOT RECOMMENDED FOR TILES LARGER THAN 18".

• New Item - Please check for availability.



**UPTOWN** [UPTOWN ONLINE](#)

- ❖ GLAZED BODY MATCH PORCELAIN
- ❖ HD TECHNOLOGY (HDT)
- ❖ VARIATION RATING: V2
- ❖ SQUARE FEET PER CARTON (APPROX.): 2X2 ON MESH = 9.69 (10 PC/CT)

PER CARTON		
11.6280 SF	11.6250 SF	15.5000 SF
6 PC	3 PC	2 PC

**FLOOR/WALL**

	12X24 (SF)	24X24 (SF)	24X47 (SF)
HAMILTON	6.55	8.65	9.36
HUDSON	6.55	8.65	9.36
MANHATTAN	6.55	8.65	9.36
MORNINGSIDE	6.55	8.65	9.36
SUGAR HILL	6.55	8.65	9.36
WASHINGTON	6.55	8.65	9.36
GRAY	6.55	8.65	

**PER CARTON**

8.7180 SF
2 PC

**18X35**

	DESIGN	(SF)
HAMILTON	CHEVRON	12.69
HUDSON	CHEVRON	12.69
MANHATTAN	CHEVRON	12.69
MORNINGSIDE	CHEVRON	12.69
SUGAR HILL	CHEVRON	12.69
WASHINGTON	CHEVRON	12.69

**MOSAIC**

**ON MESH (SF)**

MOSAIC 2X2 SOLID*	37.35
-------------------	-------

**TRIM**

**(PC)**

FLOOR SBN 3X12	12.45
----------------	-------

\*MOSAIC MAY BE CUT AND USED AS A FLOOR LISTELLO OR INSERT FOR BOTH FLOOR AND WALL.

NOTE:50/50 BRICK PATTERN INSTALLATION ON WALL OR FLOOR IS NOT RECOMMENDED FOR TILES LARGER THAN 18".

**VARA** [New Arrivals](#)

- ❖ GLAZED PORCELAIN
- ❖ VARIATION RATING: TBD
- ❖ SQUARE FEET PER CARTON (APPROX.): 2X2 OFFSET ON MESH = TBD

PER CARTON		
TBD SF	TBD SF	TBD SF
TBD PC	TBD PC	TBD PC

FLOOR/WALL	FINISH	12X24 (SF)	24X24 (SF)	24X47 (SF)
GROVEN	MATTE	• 4.22	• 5.14	• 6.45
RIBIA	MATTE	• 4.22	• 5.14	• 6.45
VARZO	MATTE	• 4.22	• 5.14	• 6.45
GROVEN	POLISHED	• 4.59	• 5.51	• 7.17
RIBIA	POLISHED	• 4.59	• 5.51	• 7.17
VARZO	POLISHED	• 4.59	• 5.51	• 7.17

**MOSAIC**

**ON MESH (SF)**

MOSAIC 2X8 OFFSET SOLID*	POLISHED	• 26.67
--------------------------	----------	---------

**TRIM**

**(PC)**

FLOOR SBN 3X12	POLISHED	• 17.20
----------------	----------	---------

\*MOSAIC MAY BE CUT AND USED AS A FLOOR LISTELLO OR INSERT FOR BOTH FLOOR AND WALL.

NOTE:50/50 BRICK PATTERN INSTALLATION ON WALL OR FLOOR IS NOT RECOMMENDED FOR TILES LARGER THAN 18".

• New Item - Please check for availability.

All Pricing is FOB Emser Showroom.

Shipments billed at Emser Standard Freight Rates.



**VELOCITY** [VELOCITY ONLINE](#)

- ❖ GLAZED PORCELAIN
- ❖ HD TECHNOLOGY (HDT)
- ❖ VARIATION RATING: V2



<b>PER CARTON</b>
8.4680 SF
2 PC

<u>FLOOR/WALL</u>	<u>17X35</u> <u>(SF)</u>
FORCE	8.43
PULSE	8.43
RATE	8.43

*NOTE:50/50 BRICK PATTERN INSTALLATION ON WALL OR FLOOR IS NOT RECOMMENDED FOR TILES LARGER THAN 18".*

**VIENNA** [VIENNA ONLINE](#)

- ❖ GLAZED PORCELAIN
- ❖ HD TECHNOLOGY (HDT)
- ❖ VARIATION RATING: TBD
- ❖ SQUARE FEET PER CARTON (APPROX.): 2X2 ON MESH = 10.674 (9 PC/CT)

<b>PER CARTON</b>
11.6280 SF
6 PC

<u>FLOOR/WALL</u>	<u>12X24</u> <u>(SF)</u>
HAYDEN	3.07

<u>MOSAIC</u>	<u>ON MESH (SF)</u>
MOSAIC 2X2 SOLID*	18.47

<u>TRIM</u>	<u>(PC)</u>
FLOOR SBN 3X12	7.41

*\*MOSAIC MAY BE CUT AND USED AS A FLOOR LISTELLO OR INSERT FOR BOTH FLOOR AND WALL.*

*NOTE:50/50 BRICK PATTERN INSTALLATION ON WALL OR FLOOR IS NOT RECOMMENDED FOR TILES LARGER THAN 18".*

**VIRTUE** [VIRTUE ONLINE](#)

- ❖ GLAZED PORCELAIN
- ❖ HD TECHNOLOGY (HDT)
- ❖ VARIATION RATING: V2

<b>PER CARTON</b>
14.4270 SF
9 PC

<u>FLOOR/WALL</u>	<u>18X18</u> <u>(SF)</u>
GRAY	9.02
IVORY	9.02
WHITE	9.02

♦ New Item - Please check for availability.

All Pricing is FOB Emser Showroom.

Shipments billed at Emser Standard Freight Rates.



## FLOOR TILE (WOOD LOOKS)

Full Color Catalog

### ALBERO

[ALBERO ONLINE](#)

- ❖ GLAZED CERAMIC
- ❖ VARIATION RATING: V2

PER CARTON
18.3260 SF
14 PC

#### FLOOR/WALL

**8X24**  
**(SF)**

BOSCO	1.68
FORESTA	1.68
PIANTA	1.68
RAMO	1.68

NOTE:50/50 BRICK PATTERN INSTALLATION ON WALL OR FLOOR IS NOT RECOMMENDED FOR TILES LARGER THAN 18".

### ANGELES

[ANGELES ONLINE](#)

- ❖ GLAZED PORCELAIN
- ❖ HD TECHNOLOGY (HDT)
- ❖ VARIATION RATING: V3

PER CARTON
12.0400 SF
4 PC

#### FLOOR/WALL

**9X47**  
**(SF)**

APEX	4.60
CLIFF	4.60
CREST	4.60

NOTE:50/50 BRICK PATTERN INSTALLATION ON WALL OR FLOOR IS NOT RECOMMENDED FOR TILES LARGER THAN 18".

### ANVAYA

[New Arrivals](#)

- ❖ GLAZED PORCELAIN
- ❖ VARIATION RATING: TBD

PER CARTON
TBD SF
TBD PC

#### FLOOR/WALL

**6X24**  
**(SF)**

GRAY	• 2.00
SAND	• 2.00
TAUPE	• 2.00

NOTE:50/50 BRICK PATTERN INSTALLATION ON WALL OR FLOOR IS NOT RECOMMENDED FOR TILES LARGER THAN 18".

### AVEO

[New Arrivals](#)

- ❖ GLAZED PORCELAIN
- ❖ VARIATION RATING: TBD

PER CARTON
TBD SF
TBD PC

#### FLOOR/WALL

**6X24**  
**(SF)**

NUDE	• 2.00
SILVER	• 2.00
WHITE	• 2.00

NOTE:50/50 BRICK PATTERN INSTALLATION ON WALL OR FLOOR IS NOT RECOMMENDED FOR TILES LARGER THAN 18".

• New Item - Please check for availability.

All Pricing is FOB Emser Showroom.

Shipments billed at Emser Standard Freight Rates.

www.EMSERTILE.com

Page 47





**BANZAI** [New Arrivals](#)

- ❖ GLAZED PORCELAIN
- ❖ VARIATION RATING: TBD

PER CARTON
TBD SF
TBD PC

**6X36**  
**(SF)**

FLOOR/WALL		
ARDOR	♦	2.19
FERVOR	♦	2.19
RIGOR	♦	2.19
VALOR	♦	2.19

NOTE:50/50 BRICK PATTERN INSTALLATION ON WALL OR FLOOR IS NOT RECOMMENDED FOR TILES LARGER THAN 18".

**BARN** [BARN ONLINE](#)

- ❖ GLAZED PORCELAIN
- ❖ HD TECHNOLOGY (HDT)
- ❖ VARIATION RATING: V3

PER CARTON
13.0770 SF
9 PC

**6X35**  
**(SF)**

FLOOR/WALL		
FIELD		5.01
MEADOW		5.01

**BB IPE** [New Arrivals](#)

- ❖ GLAZED BODY MATCH PORCELAIN
- ❖ HD TECHNOLOGY (HDT)
- ❖ VARIATION RATING: TBD

PER CARTON
TBD SF
TBD PC

**8X47**  
**(SF)**

FLOOR/WALL		
DARK	♦	11.59

NOTE:50/50 BRICK PATTERN INSTALLATION ON WALL OR FLOOR IS NOT RECOMMENDED FOR TILES LARGER THAN 18".

**BB OAK** [BUILDING BLOCK OAK ONLINE](#)

- ❖ GLAZED BODY MATCH PORCELAIN
- ❖ HD TECHNOLOGY (HDT)
- ❖ VARIATION RATING: V2

PER CARTON
10.1800 SF
4 PC

**8X47**  
**(SF)**

FLOOR/WALL		
GRAY	♦	11.59
SAND	♦	11.59
WHITE	♦	11.59

NOTE:50/50 BRICK PATTERN INSTALLATION ON WALL OR FLOOR IS NOT RECOMMENDED FOR TILES LARGER THAN 18".

♦ New Item - Please check for availability.

All Pricing is FOB Emser Showroom.

Shipments billed at Emser Standard Freight Rates.



**BB SPRUCE** [New Arrivals](#)

- ❖ GLAZED BODY MATCH PORCELAIN
- ❖ HD TECHNOLOGY (HDT)
- ❖ VARIATION RATING: TBD

PER CARTON
TBD SF
TBD PC

**8X47**  
**(SF)**

FLOOR/WALL	
LIGHT	♦ 11.59

NOTE:50/50 BRICK PATTERN INSTALLATION ON WALL OR FLOOR IS NOT RECOMMENDED FOR TILES LARGER THAN 18".

**BB YAKEDO** [New Arrivals](#)

- ❖ GLAZED BODY MATCH PORCELAIN
- ❖ HD TECHNOLOGY (HDT)
- ❖ VARIATION RATING: V2

PER CARTON
10.1000 SF
4 PC

**8X47**  
**(SF)**

FLOOR/WALL	
BLACK	10.76
CHARCOAL	10.76
IVORY	10.76
NAVY	10.76
SILVER	10.76

NOTE:50/50 BRICK PATTERN INSTALLATION ON WALL OR FLOOR IS NOT RECOMMENDED FOR TILES LARGER THAN 18".

**BEACH WOOD** [BEACH WOOD ONLINE](#)

- ❖ GLAZED PORCELAIN
- ❖ HD TECHNOLOGY (HDT)
- ❖ VARIATION RATING: V4

PER CARTON
13.5380 SF
7 PC

**8X34**  
**(SF)**

FLOOR/WALL	
ERIE	4.60
NASSER	4.60
TAHOE	4.60

NOTE:50/50 BRICK PATTERN INSTALLATION ON WALL OR FLOOR IS NOT RECOMMENDED FOR TILES LARGER THAN 18".

**CABIN** [CABIN ONLINE](#)

- ❖ GLAZED PORCELAIN
- ❖ VARIATION RATING: V3

PER CARTON
13.5660 SF
14 PC

**6X24**  
**(SF)**

FLOOR/WALL	
DENALI	1.99
SEQUOIA	1.99
YOSEMITE	1.99
ZION	1.99

NOTE:50/50 BRICK PATTERN INSTALLATION ON WALL OR FLOOR IS NOT RECOMMENDED FOR TILES LARGER THAN 18".

♦ New Item - Please check for availability.

All Pricing is FOB Emser Showroom.

Shipments billed at Emser Standard Freight Rates.



**DOWNTOWN** [DOWNTOWN ONLINE](#)

- ❖ GLAZED PORCELAIN
- ❖ HD TECHNOLOGY (HDT)
- ❖ VARIATION RATING: V2



PER CARTON	
8.2902 SF	
6 PC	

<u>FLOOR/WALL</u>	<u>6X35 (SF)</u>
BROADWAY	6.92

NOTE:50/50 BRICK PATTERN INSTALLATION ON WALL OR FLOOR IS NOT RECOMMENDED FOR TILES LARGER THAN 18".

**HOLLYWOOD** [HOLLYWOOD ONLINE](#)

- ❖ GLAZED PORCELAIN
- ❖ VARIATION RATING: V2

PER CARTON	
15.3480 SF	
6 PC	

<u>FLOOR/WALL</u>	<u>8X47 (SF)</u>
BEIGE	7.68
BLUE	7.68
OAK	7.68
TAUPE	7.68

NOTE:50/50 BRICK PATTERN INSTALLATION ON WALL OR FLOOR IS NOT RECOMMENDED FOR TILES LARGER THAN 18".

**LARCHMONT** [LARCHMONT ONLINE](#)

- ❖ GLAZED PORCELAIN
- ❖ VARIATION RATING: V3

PER CARTON	
13.5660 SF	11.6240 SF
14 PC	8 PC

<u>FLOOR/WALL</u>	<u>6X24 (SF)</u>	<u>6X35 (SF)</u>
CANTON	1.99	2.30
MAISON	1.99	2.30
RUE	1.99	2.30
VILLE	1.99	2.30

NOTE:50/50 BRICK PATTERN INSTALLATION ON WALL OR FLOOR IS NOT RECOMMENDED FOR TILES LARGER THAN 18".

**LEGACY** [LEGACY ONLINE](#)

- ❖ GLAZED PORCELAIN
- ❖ HD TECHNOLOGY (HDT)
- ❖ VARIATION RATING: V3

PER CARTON	
15.3480 SF	
6 PC	

<u>FLOOR/WALL</u>	<u>8X47 (SF)</u>
BROWN	6.15
GRAY	6.15
HAVANA	6.15
SAND	6.15
WHITE	6.15

NOTE:50/50 BRICK PATTERN INSTALLATION ON WALL OR FLOOR IS NOT RECOMMENDED FOR TILES LARGER THAN 18".

♦ New Item - Please check for availability.

All Pricing is FOB Emser Showroom.

Shipments billed at Emser Standard Freight Rates.



**MOKUZAI II** [MOKUZAI II ONLINE](#)

- ❖ GLAZED PORCELAIN
- ❖ HD TECHNOLOGY (HDT)
- ❖ VARIATION RATING: V2

PER CARTON	
11.6280 SF	
6 PC	

**8X35**  
(SF)

FLOOR/WALL	
DAKU	2.30
GURE	2.30
HIKARI	2.30
OXFORD	2.30
SHIRO	2.30

NOTE:50/50 BRICK PATTERN INSTALLATION ON WALL OR FLOOR IS NOT RECOMMENDED FOR TILES LARGER THAN 18".

**ORCHARD** [ORCHARD ONLINE](#)

- ❖ GLAZED PORCELAIN
- ❖ VARIATION RATING: V4

PER CARTON	
10.3320 SF	
4 PC	

**8X47**  
(SF)

FLOOR/WALL	
DAWN	4.60
EVENING	4.60
MIDNIGHT	4.60
SUNRISE	4.60

NOTE:50/50 BRICK PATTERN INSTALLATION ON WALL OR FLOOR IS NOT RECOMMENDED FOR TILES LARGER THAN 18".

**POCONO** [POCONO ONLINE](#)

- ❖ GLAZED PORCELAIN
- ❖ VARIATION RATING: V2

PER CARTON	
13.5660 SF	13.1040 SF
14 PC	9 PC

**6X24**      **6X36**  
(SF)              (SF)

FLOOR/WALL	6X24 (SF)	6X36 (SF)
OAK	2.30	2.91
GRAY	• 2.30	• 2.91
SMOKE	2.30	2.91

NOTE:50/50 BRICK PATTERN INSTALLATION ON WALL OR FLOOR IS NOT RECOMMENDED FOR TILES LARGER THAN 18".

**PORCH** [PORCH ONLINE](#)

- ❖ GLAZED PORCELAIN
- ❖ VARIATION RATING: V4

PER CARTON		
13.0900 SF	12.5750 SF	11.4120 SF
7 PC	5 PC	3 PC

**6X47**      **8X47**      **12X47**  
(SF)              (SF)              (SF)

FLOOR/WALL	6X47 (SF)	8X47 (SF)	12X47 (SF)
CARAMEL	7.68	7.68	7.68
COFFEE	7.68	7.68	7.68
MIDNIGHT	7.68	7.68	7.68
MOON	7.68	7.68	7.68

NOTE:50/50 BRICK PATTERN INSTALLATION ON WALL OR FLOOR IS NOT RECOMMENDED FOR TILES LARGER THAN 18".

• New Item - Please check for availability.

All Pricing is FOB Emser Showroom.

Shipments billed at Emser Standard Freight Rates.



## SANCTUARY II

[SANCTUARY II ONLINE](#)

- ❖ GLAZED PORCELAIN
- ❖ VARIATION RATING: V3

PER CARTON
13.4460 SF
6 PC

**9X36**  
**(SF)**

FLOOR/WALL	
BROWN	2.46
TAUPE	2.46

*NOTE:50/50 BRICK PATTERN INSTALLATION ON WALL OR FLOOR IS NOT RECOMMENDED FOR TILES LARGER THAN 18".*

## THEORY

[THEORY ONLINE](#)

- ❖ GLAZED PORCELAIN
- ❖ HD TECHNOLOGY (HDT)
- ❖ VARIATION RATING: V4

PER CARTON
12.2700 SF
5 PC

**8X45**  
**(SF)**

FLOOR/WALL	
BROWN	5.01
GRAY	5.01
TAUPE	5.01

*NOTE:50/50 BRICK PATTERN INSTALLATION ON WALL OR FLOOR IS NOT RECOMMENDED FOR TILES LARGER THAN 18".*

## UDDO

[UDDO ONLINE](#)

- ❖ GLAZED CERAMIC
- ❖ VARIATION RATING: V2

PER CARTON
18.3260 SF
14 PC

**8X24**  
**(SF)**

FLOOR/WALL	
KYOTO	1.65
OSAKA	1.65
TOKYO	1.65

*NOTE:50/50 BRICK PATTERN INSTALLATION ON WALL OR FLOOR IS NOT RECOMMENDED FOR TILES LARGER THAN 18".*



**EXPANSE** Full Color Catalog

**ARABESCATO** [Expand Online](#)

- ❖ GLAZED PORCELAIN
- ❖ VARIATION RATING: TBD
- ❖ SQUARE FEET PER CARTON (APPROX.): TBD

**63X126**

**THIN TILE (6MM)**

	POLISHED		(SF)
WHITE			27.07

*\*12MM FORMAT AVAILABLE WITH EXTENDED LEADTIME. CONTACT YOUR EMSER SALES REPRESENTATIVE FOR ADDITIONAL INFORMATION*

**HANGAR** [Expand Online](#)

- ❖ THIN TILE GLAZED PORCELAIN (7MM)
- ❖ VARIATION RATING: TBD
- ❖ SQUARE FEET PER CARTON (APPROX.): 54.905 (1 PC/CT)

**63X126**

<u>FLOOR/WALL</u>	<u>FINISH</u>		(SF)
ASH	MATTE		24.67
SMOKE	MATTE		24.67

*\*OTHER COLORS AVAILABLE WITH EXTENDED LEADTIME. CONTACT YOUR EMSER SALES REPRESENTATIVE FOR ADDITIONAL INFORMATION*

**ISLA** [Expand Online](#)

- ❖ THIN TILE GLAZED PORCELAIN
- ❖ VARIATION RATING: TBD
- ❖ SQUARE FEET PER CARTON (APPROX.): TBD

**59X118**

<u>FLOOR/WALL</u>	<u>FINISH</u>		(SF)
NATURA	POLISHED		43.65

**LAZIO** [Expand Online](#)

- ❖ GLAZED PORCELAIN
- ❖ VARIATION RATING: TBD
- ❖ SQUARE FEET PER CARTON (APPROX.): TBD

**63X126**

<u>FLOOR/WALL</u>	<u>FINISH</u>		(SF)
WHITE	POLISHED		32.60

*\*12MM FORMAT AVAILABLE WITH EXTENDED LEADTIME. CONTACT YOUR EMSER SALES REPRESENTATIVE FOR ADDITIONAL INFORMATION*



**MASSA** [Expand Online](#)

- ❖ GLAZED PORCELAIN
- ❖ VARIATION RATING: TBD
- ❖ SQUARE FEET PER CARTON (APPROX.): TBD

**63X126**

<u>FLOOR/WALL</u>		<u>FINISH</u>	<u>(SF)</u>
GOLD		POLISHED	27.07

\*12MM FORMAT AVAILABLE WITH EXTENDED LEADTIME. CONTACT YOUR EMSER SALES REPRESENTATIVE FOR ADDITIONAL INFORMATION

**NETWORK** [Expand Online](#)

- ❖ THIN TILE GLAZED PORCELAIN (7MM)
- ❖ VARIATION RATING: TBD
- ❖ SQUARE FEET PER CARTON (APPROX.): 54.905 (1 PC/CT)

**63X126**

<u>FLOOR/WALL</u>		<u>FINISH</u>	<u>(SF)</u>
GRAY		MATTE	24.67
SILVER		MATTE	24.67
TAUPE		MATTE	24.67
WHITE		MATTE	24.67

**ONIX** [Expand Online](#)

- ❖ GLAZED PORCELAIN
- ❖ VARIATION RATING: TBD
- ❖ SQUARE FEET PER CARTON (APPROX.): TBD

**63X126**

<u>FLOOR/WALL</u>		<u>FINISH</u>	<u>(SF)</u>
WHITE		POLISHED	29.65

\*12MM FORMAT AVAILABLE WITH EXTENDED LEADTIME. CONTACT YOUR EMSER SALES REPRESENTATIVE FOR ADDITIONAL INFORMATION

**STATUARIO** [Expand Online](#)

- ❖ THIN TILE GLAZED PORCELAIN
- ❖ VARIATION RATING: TBD
- ❖ SQUARE FEET PER CARTON (APPROX.): 62.0 (2 PC/CT)

**47X95**

<u>FLOOR/WALL</u>		<u>FINISH</u>	<u>(SF)</u>
WHITE		POLISHED	18.60

⊗ AVAILABLE WHILE SUPPLY LAST

**VENATO** [Expand Online](#)

- ❖ THIN TILE GLAZED PORCELAIN
- ❖ VARIATION RATING: TBD
- ❖ SQUARE FEET PER CARTON (APPROX.): TBD

**63X126**

<u>FLOOR/WALL</u>		<u>FINISH</u>	<u>(SF)</u>
WHITE		POLISHED	27.07

\*12MM FORMAT AVAILABLE WITH EXTENDED LEADTIME. CONTACT YOUR EMSER SALES REPRESENTATIVE FOR ADDITIONAL INFORMATION



**XTRA** Full Color Catalog

**BASALT** [Xtra Online](#)

- ❖ 2CM PORCELAIN PAVER
- ❖ VARIATION RATING: TBD
- ❖ SQUARE FEET PER CARTON (APPROX.): 7.75 (2 PC/CT)

<u>2CM</u>	<u>24X24</u> <u>(SF)</u>
BLACK	9.36

<u>TRIM</u>	<u>(SF)</u>
POOL COPING 12X24	• 18.37

**CEMENTO** [Xtra Online](#)

- ❖ 2CM PORCELAIN PAVER
- ❖ VARIATION RATING: TBD
- ❖ SQUARE FEET PER CARTON (APPROX.): 7.75 (2 PC/CT)

<u>2CM</u>	<u>24X24</u> <u>(SF)</u>
GRAY	9.36
SAND	9.36

<u>TRIM</u>	<u>(SF)</u>
POOL COPING 12X24	• 18.37

**STAINED** [Xtra Online](#)

- ❖ 2CM PORCELAIN PAVER
- ❖ VARIATION RATING: TBD
- ❖ SQUARE FEET PER CARTON (APPROX.): 7.75 (2 PC/CT)

<u>2CM</u>	<u>24X24</u> <u>(SF)</u>
TAUPE	9.36

**TIBERWOOD** [Xtra Online](#)

- ❖ 2CM PORCELAIN PAVER
- ❖ VARIATION RATING: TBD
- ❖ SQUARE FEET PER CARTON (APPROX.): 7.666 (2 PC/CT)

<u>2CM</u>	<u>12X47</u> <u>(SF)</u>
BROWN	9.36
GRAY	9.36

**TRAV** [Xtra Online](#)

- ❖ 2CM PORCELAIN PAVER
- ❖ VARIATION RATING: TBD
- ❖ SQUARE FEET PER CARTON (APPROX.): 7.75 (2 PC/CT)

<u>2CM</u>	<u>24X24</u> <u>(SF)</u>
BEIGE	9.36
SILVER	9.36

<u>TRIM</u>	<u>(SF)</u>
POOL COPING 12X24	• 18.37

• New Item - Please check for availability.

All Pricing is FOB Emser Showroom.

Shipments billed at Emser Standard Freight Rates.





**WALL TILE (LARGE FORMAT)** Full Color Catalog

**AGENDA** [Agenda Online](#)

- ❖ VARIATION RATING: TBD
- ❖ GLAZED CERAMIC

**PER CARTON**  
 10.9060 SF  
 2 PC  
**17X47**  
**(SF)**

RAMIE WALL WHITE	15.45
STAMP WHITE	15.45

*NOTE:50/50 BRICK PATTERN INSTALLATION ON WALL OR FLOOR IS NOT RECOMMENDED FOR TILES LARGER THAN 18".*

**ARTWORK** [Artwork Online](#)

- ❖ VARIATION RATING: V1
- ❖ GLAZED CERAMIC



**PER CARTON**  
 14.5300 SF  
 5 PC  
**12X35**  
**(SF)**

PLAIN	FINISH	
WHITE	GLOSS	13.08

MINI HEX PATTERN		
SILVER	GLOSS	13.85
WHITE	GLOSS	13.85

**PER CARTON**  
 14.5300 SF  
 5 PC  
**12X35**  
**(SF)**

WAVE PATTERN		
METAL	GLOSS	15.39
PEARL	GLOSS	15.39

*NOTE:50/50 BRICK PATTERN INSTALLATION ON WALL OR FLOOR IS NOT RECOMMENDED FOR TILES LARGER THAN 18".*

**BIMOVA** [New Arrivals](#)

- ❖ VARIATION RATING: TBD
- ❖ GLAZED CERAMIC

**PER CARTON**  
 TBD SF  
 TBD PC  
**8X24**  
**(SF)**

ARISTON	•	7.17
HELICON	•	7.17
MISTRAL	•	7.17
NAYA	•	7.17

**CENTER** [Center Online](#)

- ❖ VARIATION RATING: V1

**PER CARTON**  
 12.4000 SF  
 4 PC  
**13X36**  
**(SF)**

GLAZED WALL TILE	FINISH	
HEX WHITE	MATTE	12.31
LINEAR WHITE	MATTE	12.31
WOOD WHITE	MATTE	12.31

*NOTE:50/50 BRICK PATTERN INSTALLATION ON WALL OR FLOOR IS NOT RECOMMENDED FOR TILES LARGER THAN 18".*



**CHOICE** [Choice Online](#)

❖ VARIATION RATING: V1

**PER CARTON**  
 9.6900 SF  
 5 PC  
 12X24

GLAZED WALL TILE	FINISH	(SF)
WHITE	GLOSS/MATTE	3.69

NOTE: 50/50 BRICK PATTERN INSTALLATION ON WALL OR FLOOR IS NOT RECOMMENDED FOR TILES LARGER THAN 18".

**COLORI** [Colori Online](#)

❖ VARIATION RATING: TBD

**PER CARTON**  
 14.1260 SF  
 7 PC  
 10X30

GLAZED WALL TILE	FINISH	(SF)
BLUE	GLOSS	9.23
GRAY	GLOSS	9.23
IVORY	GLOSS	9.23
TAUPE	GLOSS	9.23
WHITE	GLOSS	9.23

NOTE: 50/50 BRICK PATTERN INSTALLATION ON WALL OR FLOOR IS NOT RECOMMENDED FOR TILES LARGER THAN 18".

**CONNECT** [New Arrivals](#)

❖ VARIATION RATING: TBD

**PER CARTON**  
 10.8350 SF  
 11 PC  
 6X24

GLAZED WALL TILE (INTERLOCK)	(SF)
COAL	♦ 6.45
GRAY	♦ 6.45
IVORY	♦ 6.45
WHITE	♦ 6.45

**FREGIO** [New Arrivals](#)

❖ VARIATION RATING: TBD

**PER CARTON**  
 11.7910 SF  
 13 PC  
 6X20

GLAZED PORCELAIN TILE	DESIGN	(SF)
CHARCOAL	FLAT	♦ 9.56
GRAY	FLAT	♦ 9.56
IVORY	FLAT	♦ 9.56
CHARCOAL	RAISED	♦ 9.56
GRAY	RAISED	♦ 9.56
IVORY	RAISED	♦ 9.56



**GLOW** [Glow Online](#)

❖ VARIATION RATING: V2

**PER CARTON**  
 10.9060 SF  
 2 PC

**GLAZED WALL TILE**

	<b>17X47 (SF)</b>
BLUE	15.45
GRAY	15.45
LIGHT	15.45
SAGE	15.45

**DESIGN**

	<b>STRUCTURE</b>	<b>17X47 (SF)</b>
LIGHT		16.93
LIGHT	TWINE	16.93

*NOTE: 50/50 BRICK PATTERN INSTALLATION ON WALL OR FLOOR IS NOT RECOMMENDED FOR TILES LARGER THAN 18".*

**JAZZ** [Jazz Online](#)

❖ VARIATION RATING: V1

**PER CARTON**  
 9.6900 SF  
 5 PC

**BLOOM**

**FINISH**

		<b>12X24 (SF)</b>
WHITE	GLOSS	5.01

**RIPPLE**

WHITE	GLOSS	5.01
-------	-------	------

*NOTE: 50/50 BRICK PATTERN INSTALLATION ON WALL OR FLOOR IS NOT RECOMMENDED FOR TILES LARGER THAN 18".*

**KUDOS** [New Arrivals](#)

- ❖ GLAZED PORCELAIN FLOOR / CERAMIC WALL
- ❖ HD TECHNOLOGY (HDT)
- ❖ VARIATION RATING: V1

**PER CARTON**  
 TBD SF  
 TBD PC  
**12X24**

**FLOOR/WALL**

**FINISH**

		<b>(SF)</b>
INDIGO	MATTE	♦ 7.17
PERLA	MATTE	♦ 7.17
INDIGO	POLISHED	♦ 8.65
PERLA	POLISHED	♦ 8.65

**PER CARTON**  
 TBD SF  
 TBD PC  
**16X48**

**WALL**

**FINISH**

		<b>(SF)</b>
INDIGO	GLOSS	♦ 10.12
PERLA	GLOSS	♦ 10.12
INDIGO VIEW	GLOSS	♦ 10.48
PERLA CHEVRON	GLOSS	♦ 10.48

**TRIM**

**FINISH**

		<b>(PC)</b>
FLOOR SBN 3X12	MATTE	♦ 10.08
FLOOR SBN 3X12	POLISHED	♦ 11.86

*NOTE: 50/50 BRICK PATTERN INSTALLATION ON WALL OR FLOOR IS NOT RECOMMENDED FOR TILES LARGER THAN 18".*



**MARQUESA** [New Arrivals](#)

❖ VARIATION RATING: TBD

**PER CARTON**  
 15.3960 SF  
 3 PC  
**16X47**  
**(SF)**

**GLAZED WALL TILE**

BLANC	♦ 9.56
FLORET	♦ 15.45

*NOTE:50/50 BRICK PATTERN INSTALLATION ON WALL OR FLOOR IS NOT RECOMMENDED FOR TILES LARGER THAN 18".*

**NUOVO** [Nuovo Online](#)

❖ VARIATION RATING: V1

**PER CARTON**  
 11.4320 SF  
 4 PC  
**12X35**  
**(SF)**

**WALL**

CUBIC WHITE	11.18
LINED WHITE	11.18
PRINCESS WHITE	11.18
ROYAL WHITE	11.18
ZELDA WHITE	11.18

*NOTE:50/50 BRICK PATTERN INSTALLATION ON WALL OR FLOOR IS NOT RECOMMENDED FOR TILES LARGER THAN 18".*

**RIFT** [New Arrivals](#)

❖ VARIATION RATING: TBD

**PER CARTON**  
 15.3960 SF  
 3 PC  
**16X47**  
**(SF)**

**GLAZED WALL TILE**

BUFF	♦ 10.48
GRAY	♦ 10.48
WHITE	♦ 10.48

*NOTE:50/50 BRICK PATTERN INSTALLATION ON WALL OR FLOOR IS NOT RECOMMENDED FOR TILES LARGER THAN 18".*



**SCULPTURE** [Sculpture Online](#)

- ❖ GLAZED PORCELAIN FLOOR / CERAMIC WALL
- ❖ HD TECHNOLOGY (HDT)
- ❖ VARIATION RATING: V1

**PER CARTON**  
 10.1600 SF  
 5 PC  
**12X24**  
**(SF)**

<u>FLOOR/WALL</u>	<u>FINISH</u>		
ORO	MATTE		5.01
VENATO	MATTE		5.01
WHITE	MATTE		5.01

**PER CARTON**  
 12.9280 SF  
 4 PC  
**13X36**  
**(SF)**

<u>WALL</u>	<u>FINISH</u>		
FLAT ORO	GLOSS		6.92
FLAT VENATO	GLOSS		6.92
FLAT WHITE	GLOSS		6.92

CHEVRON ORO	GLOSS		6.92
CHEVRON VENATO	GLOSS		6.92
CHEVRON WHITE	GLOSS		6.92

WAVE ORO	GLOSS		6.92
WAVE VENATO	GLOSS		6.92
WAVE WHITE	GLOSS		6.92

<u>TRIM</u>	<u>FINISH</u>		<b>(PC)</b>
FLOOR SBN 3X12	MATTE		11.86

*NOTE:50/50 BRICK PATTERN INSTALLATION ON WALL OR FLOOR IS NOT RECOMMENDED FOR TILES LARGER THAN 18".*

**SONATA** [New Arrivals](#)

- ❖ VARIATION RATING: TBD

**PER CARTON**  
 15.3960 SF  
 3 PC  
**16X47**  
**(SF)**

<u>GLAZED WALL TILE</u>		
WHITE	*	12.69

*NOTE:50/50 BRICK PATTERN INSTALLATION ON WALL OR FLOOR IS NOT RECOMMENDED FOR TILES LARGER THAN 18".*

**SPARKLE** [New Arrivals](#)

- ❖ VARIATION RATING: TBD

**PER CARTON**  
 13.5640 SF  
 4 PC  
**12X39**  
**(SF)**

<u>GLAZED WALL TILE</u>		
LINEAR WHITE	*	8.31
SQUARE WHITE	*	8.31
WOVEN WHITE	*	8.31

*NOTE:50/50 BRICK PATTERN INSTALLATION ON WALL OR FLOOR IS NOT RECOMMENDED FOR TILES LARGER THAN 18".*



**SURFACE** [Surface Online](#)

- ❖ GLAZED BODY MATCH PORCELAIN
- ❖ VARIATION RATING: V1

**PER CARTON**  
 15.4000 SF  
 8 PC  
**12X24**  
**(SF)**

**WALL (WITH DESIGN TEXTURE)**

PLAIN WHITE	⊗	8.73
RIPPLE WHITE	⊗	9.23

⊗ AVAILABLE WHILE SUPPLY LAST

NOTE: 50/50 BRICK PATTERN INSTALLATION ON WALL OR FLOOR IS NOT RECOMMENDED FOR TILES LARGER THAN 18".

**SYNERGY** [New Arrivals](#)

- ❖ VARIATION RATING: V2

**PER CARTON**  
 15.3960 SF  
 3 PC  
**16X47**  
**(SF)**

<b>DESIGN</b>		
WHITE	CHEVRON	• 13.99

**16X47**

<b>DESIGN</b>		
GRAY	PLASTER	• 13.99
WHITE	PLASTER	• 13.99

NOTE: 50/50 BRICK PATTERN INSTALLATION ON WALL OR FLOOR IS NOT RECOMMENDED FOR TILES LARGER THAN 18".

**UNTITLED** [New Arrivals](#)

- ❖ VARIATION RATING: TBD
- ❖ GLAZED PORCELAIN

**PER CARTON**  
 TBD SF  
 TBD PC  
**24X47**  
**(SF)**

**GLAZED WALL TILE**

<b>DESIGN</b>		
CITYSCAPE	1	• 11.59
COAL	1	• 11.59
NICKEL	1	• 11.59
SNOWFLAKE	1	• 11.59
TWILIGHT	1	• 11.59

**24X47**

<b>DESIGN</b>		
CITYSCAPE	2	• 11.59
COAL	2	• 11.59
NICKEL	2	• 11.59
SNOWFLAKE	2	• 11.59
TWILIGHT	2	• 11.59

**24X47**

<b>DESIGN</b>		
CITYSCAPE	3	• 11.59
COAL	3	• 11.59
NICKEL	3	• 11.59
SNOWFLAKE	3	• 11.59
TWILIGHT	3	• 11.59

**24X47**

**VERTIGO** [Vertigo Online](#)

- ❖ VARIATION RATING: V2

**PER CARTON**  
 14.1260 SF  
 7 PC  
**10X30**  
**(SF)**

**GLAZED WALL TILE**

<b>DESIGN</b>		
WHITE	PLAIN	5.99
WHITE	CHEVRON	6.15
WHITE	LINEAR	6.15

• New Item - Please check for availability.  
 NOTE: 50/50 BRICK PATTERN INSTALLATION ON WALL OR FLOOR IS NOT RECOMMENDED FOR TILES LARGER THAN 18".  
 All Pricing is FOB Emser Showroom. [WWW.EMSER TILE.COM](http://WWW.EMSER TILE.COM)  
 Shipments billed at Emser Standard Freight Rates.





## WALL & COUNTER TILE (SMALL FORMAT)

Full Color Catalog

### BRIQUE

[New Arrivals](#)

- ❖ GLAZED PORCELAIN
- ❖ VARIATION RATING: V4

<b>PER CARTON</b>
5.1520 SF
32 PC

#### FLOOR/WALL

	<b>2X10 (SF)</b>
COTTO	♦ 7.17
GRAY	♦ 7.17
SILVER	♦ 7.17
WHITE	♦ 7.17

### CATCH

[New Arrivals](#)

- ❖ VARIATION RATING: V1

**PER CARTON**

16.4560 SF	12.1000 SF	10.7600 SF	10.7750 SF	11.6320 SF
136 PC	50 PC	40 PC	25 PC	16 PC
3X6	3X12	4X10	4X16	6X18
(SF)	(SF)	(SF)	(SF)	(SF)

FINISH		♦	3.46	♦	3.83	♦	3.83	♦	3.07	♦	4.60
FAWN	GLOSS/MATTE	♦	3.46	♦	3.83	♦	3.83	♦	3.07	♦	4.60
GRAY	GLOSS/MATTE	♦	3.46	♦	3.83	♦	3.83	♦	3.07	♦	4.60
ICE	GLOSS/MATTE	♦	3.46	♦	3.83	♦	3.83	♦	3.07	♦	4.60
IVORY	GLOSS/MATTE	♦	3.46	♦	3.83	♦	3.83	♦	3.07	♦	4.60
SILICON	GLOSS/MATTE	♦	3.46	♦	3.83	♦	3.83	♦	3.07	♦	4.60
TAUPE	GLOSS/MATTE	♦	3.46	♦	3.83	♦	3.83	♦	3.07	♦	4.60

**PER CARTON**

16.4560 SF
68 PC
<b>6X6 (SF)</b>

ICE	GLOSS ONLY	♦	3.38
-----	------------	---	------

#### TRIM- GLOSS & MATTE FINISH

3X6 BN(L)	3X12 BN(L)	4X10 BN(L)	4X16 BN(L)	4X16 BN(S)
(PC)	(PC)	(PC)	(PC)	(PC)

FINISH		♦	2.95	♦	4.15	♦	3.85	♦	11.26	♦	3.85
FAWN	GLOSS/MATTE	♦	2.95	♦	4.15	♦	3.85	♦	11.26	♦	3.85
GRAY	GLOSS/MATTE	♦	2.95	♦	4.15	♦	3.85	♦	11.26	♦	3.85
ICE	GLOSS/MATTE	♦	2.95	♦	4.15	♦	3.85	♦	11.26	♦	3.85
IVORY	GLOSS/MATTE	♦	2.95	♦	4.15	♦	3.85	♦	11.26	♦	3.85
SILICON	GLOSS/MATTE	♦	2.95	♦	4.15	♦	3.85	♦	11.26	♦	3.85
TAUPE	GLOSS/MATTE	♦	2.95	♦	4.15	♦	3.85	♦	11.26	♦	3.85

#### TRIM- GLOSS & MATTE FINISH

2X6 BN(L)	3X3 CRN	2X2 CRN	4X4 CRN	JOLLY
(PC)	(PC)	(PC)	(PC)	(PC)

FINISH		♦	7.41	♦	3.27	♦	7.71	♦	9.49	♦	5.52
FAWN	GLOSS/MATTE	♦	7.41	♦	3.27	♦	7.71	♦	9.49	♦	5.52
GRAY	GLOSS/MATTE	♦	7.41	♦	3.27	♦	7.71	♦	9.49	♦	5.52
ICE	GLOSS/MATTE	♦	7.41	♦	3.27	♦	7.71	♦	9.49	♦	5.52
IVORY	GLOSS/MATTE	♦	7.41	♦	3.27	♦	7.71	♦	9.49	♦	5.52
SILICON	GLOSS/MATTE	♦	7.41	♦	3.27	♦	7.71	♦	9.49	♦	5.52
TAUPE	GLOSS/MATTE	♦	7.41	♦	3.27	♦	7.71	♦	9.49	♦	5.52

#### TRIM- GLOSS & MATTE FINISH

QTR RD	BEAK
(PC)	(PC)

FINISH		♦	10.68	♦	3.85
FAWN	GLOSS/MATTE	♦	10.68	♦	3.85
GRAY	GLOSS/MATTE	♦	10.68	♦	3.85
ICE	GLOSS/MATTE	♦	10.68	♦	3.85
IVORY	GLOSS/MATTE	♦	10.68	♦	3.85
SILICON	GLOSS/MATTE	♦	10.68	♦	3.85
TAUPE	GLOSS/MATTE	♦	10.68	♦	3.85

#### TRIM- GLOSS FINISH

COVE BASE
(PC)

ICE	GLOSS ONLY	♦	4.15
-----	------------	---	------





**CHOICE II** [New Arrivals](#)

❖ VARIATION RATING: V1

PER CARTON	
10.8900 SF	10.6590 SF
90 PC	33 PC
3X6 BEVEL (SF)	4X12 BEVEL (SF)
8.65	8.65
8.65	8.65
8.65	8.65

FAWN	GLOSS		8.65	8.65
GRAY	GLOSS		8.65	8.65
WHITE	GLOSS		8.65	8.65

**CODE** [Code Online](#)

❖ SQUARE FEET PER CARTON (APPROX.): HEX SMOOTH = 6.240 (30 PC/CT); HEX HIGH = 4.160 (20 PC/CT);  
 HEX 3D = 4.160 (20 PC/CT); WEDGE SMOOTH = 6.72 (40 PC/CT);  
 WEDGE 3D = 4.032 (24 PC/CT)



PER CARTON
3.6200 SF
20 PC

**GLAZED PORCELAIN FLOOR/WALL**

WHITE				16.93
-------	--	--	--	-------

**GLAZED WALL TILE**

				(SF)
WHITE HEX SMOOTH	MATTE			20.43
WHITE HEX HIGH	GLOSS/MATTE			41.52
WHITE HEX 3D	MATTE			41.52

				(SF)
WHITE WEDGE SMOOTH	MATTE			20.43
WHITE WEDGE 3D	MATTE			41.52

				(SF)
CALACATA HEX HIGH	SATIN			52.45
METALLIC HEX HIGH	GLOSS			52.45

**CRAFT II** [Craft II Online](#)

❖ VARIATION RATING: V1

PER CARTON	
TBD SF	5.2900 SF
TBD PC	23 PC
PICKET 3X12 (SF)	3X12 (SF)

**GLAZED WALL TILE**

BONE	GLOSS		♦ 10.12	6.92
FAWN	GLOSS		♦ 10.12	6.92
GRAY	GLOSS		♦ 10.12	6.92
SAGE	GLOSS		♦ 10.12	6.92
TAUPE	GLOSS		♦ 10.12	6.92
WHITE	GLOSS		♦ 10.12	6.92

**TRIM**

WALL SBN 3X12				11.26
---------------	--	--	--	-------

**EMORA** [New Arrivals](#)

❖ VARIATION RATING: TBD

PER CARTON
13.0000 SF
40 PC
4X12 (SF)

**GLAZED WALL TILE**

CIRRUS			♦	4.59
NIMBUS			♦	4.59
STRATUS			♦	4.59



**EUPHORIA** [Euphoria Online](#)

❖ VARIATION RATING: V1

PER CARTON

10.6480 SF  
 44 PC

<b>GLAZED WALL TILE</b>		<b>DESIGN</b>	<b>3X12 (SF)</b>
GOLD		LINEAR	12.31
OCEAN		LINEAR	12.31
ORE		LINEAR	12.31
PEARL		LINEAR	12.31
SILVER		LINEAR	12.31

		<b>DESIGN</b>	<b>3X12 (SF)</b>
GOLD		ARROW	12.31
OCEAN		ARROW	12.31
ORE		ARROW	12.31
PEARL		ARROW	12.31
SILVER		ARROW	12.31

		<b>DESIGN</b>	<b>3X12 (SF)</b>
GOLD		PLAIN	♦ 12.31
OCEAN		PLAIN	♦ 12.31
ORE		PLAIN	♦ 12.31
PEARL		PLAIN	♦ 12.31
SILVER		PLAIN	♦ 12.31

**EXPRESS** [Express Online](#)

❖ VARIATION RATING: V2

PER CARTON

5.3240 SF  
 22 PC

<b>GLAZED WALL TILE</b>		<b>DESIGN</b>	<b>3X12 (SF)</b>
BLUE		AGLOW	12.31
GRAY		AGLOW	12.31
FAWN		AGLOW	12.31
WHITE		AGLOW	12.31

		<b>DESIGN</b>	<b>3X12 (SF)</b>
BLUE		BURST	12.31
GRAY		BURST	12.31
FAWN		BURST	12.31
WHITE		BURST	12.31

		<b>DESIGN</b>	<b>3X12 (SF)</b>
BLUE		GLARE	12.31
GRAY		GLARE	12.31
FAWN		GLARE	12.31
WHITE		GLARE	12.31

		<b>DESIGN</b>	<b>3X12 (SF)</b>
BLUE		LINEAR	12.31
GRAY		LINEAR	12.31
FAWN		LINEAR	12.31
WHITE		LINEAR	12.31



**FLEX** [Flex Online](#)

❖ VARIATION RATING: V1

PER CARTON

(6X6)	12.8000 SF	10.2400 SF	11.2100 SF	11.0170 SF
	50 PC	80 PC	38 PC	23 PC

		3X6 (SF)	4X10 (SF)	4X16 (SF)
BONE	GLOSS/MATTE	3.46	3.83	3.07
FAWN	GLOSS/MATTE	3.46	3.83	3.07
GRAY	GLOSS/MATTE	3.46	3.83	3.07
TAUPE	GLOSS/MATTE	3.46	3.83	3.07
WHITE	GLOSS/MATTE	3.46	3.83	3.07

				<b>6X6 (SF)</b>
WHITE	GLOSS/MATTE			3.38

**TRIM- GLOSS & MATTE FINISH** **(PC)**

BONE WALL SBN 2X6		7.41
FAWN WALL SBN 2X6		7.41
GRAY WALL SBN 2X6		7.41
TAUPE WALL SBN 2X6		7.41
WHITE WALL SBN 2X6		7.41

		<b>(PC)</b>
BONE WALL BN CORNER 2X2		7.71
FAWN WALL BN CORNER 2X2		7.71
GRAY WALL BN CORNER 2X2		7.71
TAUPE WALL BN CORNER 2X2		7.71
WHITE WALL BN CORNER 2X2		7.71

		<b>(PC)</b>
BONE WALL SBN 4X16		11.26
FAWN WALL SBN 4X16		11.26
GRAY WALL SBN 4X16		11.26
TAUPE WALL SBN 4X16		11.26
WHITE WALL SBN 4X16		11.26

		<b>(PC)</b>
BONE WALL BN CORNER 4X4		9.49
FAWN WALL BN CORNER 4X4		9.49
GRAY WALL BN CORNER 4X4		9.49
TAUPE WALL BN CORNER 4X4		9.49
WHITE WALL BN CORNER 4X4		9.49

		<b>(PC)</b>
BONE QUARTER ROUND 1X6		10.68
FAWN QUARTER ROUND 1X6		10.68
GRAY QUARTER ROUND 1X6		10.68
TAUPE QUARTER ROUND 1X6		10.68
WHITE QUARTER ROUND 1X6		10.68

		<b>(PC)</b>
BONE JOLLY 1/2X6		4.15
FAWN JOLLY 1/2X6		4.15
GRAY JOLLY 1/2X6		4.15
TAUPE JOLLY 1/2X6		4.15
WHITE JOLLY 1/2X6		4.15



**HUES** [New Arrivals](#)

- ❖ VARIATION RATING: TBD
- ❖ GLAZED CERAMIC

PER CARTON	
TBD SF	
TBD PC	
<b>3X10</b>	
<b>(SF)</b>	

**GLAZED WALL TILE**

BRICK	♦	10.12
CEMENT	♦	10.12
EBONY	♦	10.12
KALE	♦	10.12
LINEN	♦	10.12
WHITE	♦	10.12

**TRIM** **(PC)**

JOLLY (1/2X10)	♦	8.31
----------------	---	------

**LOGIC II** [New Arrivals](#)

- ❖ VARIATION RATING: V1

PER CARTON	
8.6040 SF	8.3700 SF
36 PC	27 PC
<b>6X6</b>	<b>4X12</b>
<b>(SF)</b>	<b>(SF)</b>

BONE	GLOSS/MATTE		♦	3.83
FAWN	GLOSS		♦	3.83
GRAY	MATTE		♦	3.83
TAUPE	GLOSS/MATTE		♦	3.83
WHITE	GLOSS/MATTE		♦	2.78
			♦	3.83

**LUXO** [New Arrivals](#)

- ❖ VARIATION RATING: TBD

PER CARTON	
TBD SF	
TBD PC	
<b>3X12</b>	
<b>(SF)</b>	

**GLAZED WALL TILE**

GOLD	♦	13.99
OPAQUE	♦	13.99
SILVER	♦	13.99

**MOTIF** [Motif Online](#)

- ❖ VARIATION RATING: V1

PER CARTON	
6.4600 SF	
20 PC	
<b>4X12</b>	
<b>(SF)</b>	

**GLAZED WALL TILE**

LACE CHARCOAL	⊙	12.31
---------------	---	-------

⊙ AVAILABLE WHILE SUPPLY LAST



**MOTIF II** [Motif II Online](#)

❖ VARIATION RATING: V2

**PER CARTON**  
 6.8200 SF  
 22 PC  
**4X12**  
**(SF)**

**GLAZED WALL TILE**

LACE BONE		12.31
LACE CHARCOAL		12.31
LACE MOCHA		12.31
LACE SKY		12.31
LACE TAUPE		12.31
LACE WHITE		12.31

**OMBRE** [Ombre Online](#)

❖ VARIATION RATING: V2

**PER CARTON**  
 8.0000 SF  
 16 PC  
**6X12**  
**(SF)**

**GLAZED WALL TILE**

BLUE	GLOSS	9.23
GRAPHITE	GLOSS	9.23
IVORY	GLOSS	9.23
SILVER	GLOSS	9.23
TAUPE	GLOSS	9.23
WHITE	GLOSS	9.23

<b>TRIM</b>	<b>(PC)</b>
WALL SBN 4X12	13.04

**PASSION** [Passion Online](#)

❖ VARIATION RATING: V4  
 ❖ GLAZED PORCELAIN

**PER CARTON**  
 3.7800 SF  
 27 PC  
**3X8**  
**(SF)**

**GLAZED WALL TILE**

AZUL		9.23
BLANCO		9.23
CREMA		9.23
GRIS		9.23
ROSA		9.23
VERDE		9.23

<b>TRIM</b>	<b>(PC)</b>
JOLLY (1/2X8)	• 7.71



**PLACE2B** [Place2B Online](#)

❖ VARIATION RATING: TBD

<b>PER CARTON</b>
6.4800 SF
48 PC

**GLAZED WALL TILE**

METALLIC	35.91
WHITE	16.93

**BRICK**  
**2X10**  
**(SF)**

**RAKU** [Raku Online](#)

❖ VARIATION RATING: V4

<b>PER CARTON</b>
6.0500 SF
25 PC

**GLAZED WALL TILE**

BLUE	10.76
CHARCOAL	10.76
OCEAN	10.76
SILVER	10.76
WHITE	10.76

**3X12**  
**(SF)**

**TRIM**

JOLLY (1/2X12)	• 7.71
----------------	--------

**(PC)**

**SPHERE** [Sphere Online](#)

❖ VARIATION RATING: V2

<b>PER CARTON</b>
5.8080 SF
24 PC

**GLAZED WALL TILE**

BLACK	6.79
FAWN	6.79
IVORY	6.79
MINT	6.79
TAUPE	6.79
WHITE	6.79

**3X12**  
**(SF)**



**VOGUE** Vogue Ceramic Online

- ❖ VARIATION RATING: V1
- ❖ SQUARE FEET PER CARTON (APPROX.): BEVEL ON MESH = 11.451 (11 PC/CT); CONVEX ON MESH = 9.867 (11 PC/CT); LANTERN ON MESH = 11.198 (11 PC/CT)

PER CARTON
10.7750 SF
25 PC
<b>4X16</b>
<b>(SF)</b>

**WALL**

BISCUIT	GLOSS/MATTE	⊗	6.15
GRAY	MATTE	⊗	6.15
RED	GLOSS	⊗	13.99
TAUPE	MATTE	⊗	7.91

PER CARTON
8.6200 SF
20 PC
<b>4X16</b>
<b>(SF)</b>

**BEVELLED EDGE**

GRAY BEVELLED	GLOSS	⊗	7.68
---------------	-------	---	------

**2X4 BEVEL ON MESH (SF)**      **CONVEX ON MESH (SF)**      **LANTERN ON MESH (SF)**

**MOSAIC**

BISCUIT	GLOSS	⊗	30.80	⊗	35.41
BISCUIT	MATTE	⊗	30.80	⊗	35.41
GRAY	GLOSS	⊗	30.80	⊗	35.41

**TRIMS**

BISCUIT WALL SBN 4X16 - (16" SIDE)	GLOSS/MATTE	⊗	7.99
GRAY WALL SBN 4X16 - (16" SIDE)	MATTE	⊗	7.99

BISCUIT WALL SBN 4X16 - (4" SIDE)	GLOSS/MATTE	⊗	7.99
GRAY WALL SBN 4X16 - (4" SIDE)	MATTE	⊗	7.99

BISCUIT WALL DBN 4X16 - (LT/RT)	GLOSS/MATTE	⊗	10.37
GRAY WALL DBN 4X16 - (LT/RT)	MATTE	⊗	10.37

BISCUIT QUARTER ROUND 1X8	GLOSS	⊗	6.22
GRAY QUARTER ROUND 1X8	GLOSS	⊗	6.22

BISCUIT BEAK 1X1	GLOSS	⊗	7.41
------------------	-------	---	------

PER CARTON
4.8400 SF
22 PC
<b>2X16</b>
<b>(SF)</b>

**GLASS TILE**

WHITE	GLOSS	⊗	30.60
-------	-------	---	-------

⊗ AVAILABLE WHILE SUPPLY LAST



**SUPPLEMENTARY** Full Color Catalog

**CONCRETE TILES**

**FRACTION** [New Arrivals](#)

❖ CONCRETE WALL TILE

PER CARTON  
 TBD SF  
 TBD PC  
**4X16**  
 (SF)

		<u>DESIGN</u>		
GRAY		MONO	♦	12.69
WHITE		MONO	♦	12.69
BLACK		DUO	♦	12.69
BRONZE		DUO	♦	12.69
GRAPHITE		DUO	♦	12.69
SILVER		DUO	♦	12.69
WHITE		DUO	♦	12.69

**RePATTERN** [New Arrivals](#)

❖ CONCRETE FLOOR & WALL TILE

PER CARTON  
 TBD SF  
 TBD PC  
**9X9**  
 (SF)

BLACK		♦	13.99
GRAY		♦	13.99
WHITE		♦	13.99

	<u>RHOMBUS</u>	<u>TRIANGLE</u>	<u>TRIANGLE</u>	<u>TRIANGLE</u>
	<u>6X12</u>	<u>6X12</u>	<u>9X17</u>	<u>12X24</u>
	(SF)	(SF)	(SF)	(SF)
BLACK	♦ 13.99	♦ 13.99	♦ 13.99	♦ 13.99
GRAY	♦ 13.99	♦ 13.99	♦ 13.99	♦ 13.99
WHITE	♦ 13.99	♦ 13.99	♦ 13.99	♦ 13.99

♦ New Item - Please check for availability.

All Pricing is FOB Emser Showroom.

Shipments billed at Emser Standard Freight Rates.





**SUPPLEMENTARY** Full Color Catalog

**ENGINEERED STONE**

**CASCADE MOUNTAIN** [Cascade Mountain Online](#)

❖ MANUFACTURED STONE VENEER

<b>PER CARTON</b>	
(Mix)	10.7600 SF
(Corner)	6.5600 LF

**WALL (INTERIOR/EXTERIOR)**

	<b>MIX SIZE (SF)</b>
ALBERTA	8.73
CALGARY	8.73

**CORNER (LF)**

ALBERTA	10.92
CALGARY	10.92

**CINDERBLOCK** [Cinderblock Online](#)

❖ MANUFACTURED STONE VENEER

<b>PER CARTON</b>	
(3X10)	9.0900 SF
(Corner)	4.9000 LF

**WALL (INTERIOR/EXTERIOR)**

WHITE	<b>3X10 (SF)</b>
	10.92

**CORNER (LF)**

WHITE	15.28
-------	-------

**GRAND CANYON** [Engineered Stone Online](#)

❖ MANUFACTURED STONE VENEER

<b>PER CARTON</b>	
(Mix)	6.4584 SF
(Corner)	TBD LF

**WALL (INTERIOR/EXTERIOR)**

	<b>MIX SIZE (SF)</b>
BEIGE	10.17
CHARCOAL	10.17
GRAY	10.17
NOCE	10.17
WHITE	10.17

**CORNER (PC)**

BEIGE	19.79
CHARCOAL	19.79
GRAY	19.79
NOCE	19.79
WHITE	19.79

♦ New Item - Please check for availability.

All Pricing is FOB Emser Showroom.

Shipments billed at Emser Standard Freight Rates.



**PACIFIC RIM** [Engineered Stone Online](#)

❖ MANUFACTURED STONE VENEER

<b>PER CARTON</b>	
(Mix)	8.7188 SF
(Corner)	TBD LF

**WALL (INTERIOR/EXTERIOR)**

	<b>MIX SIZE (SF)</b>
IVORY	10.17
SILVER	10.17
WHITE	10.17

	<b>CORNER (PC)</b>
IVORY	19.79
SILVER	19.79
WHITE	19.79

**PIKES PEAK** [Pikes Peak Online](#)

❖ MANUFACTURED STONE VENEER

<b>PER CARTON</b>	
(Mix)	9.6900 SF
(Corner)	5.9000 LF

**WALL (INTERIOR/EXTERIOR)**

MONTREAL	<b>MIX SIZE (SF)</b>
	8.19

MONTREAL	<b>CORNER (LF)</b>
	13.11

⊗ AVAILABLE WHILE SUPPLY LAST

**TERRA NOVA** [Engineered Stone Online](#)

❖ MANUFACTURED STONE VENEER

<b>PER CARTON</b>	
(Mix)	5.4200 SF
(Corner)	TBD LF

**WALL (INTERIOR/EXTERIOR)**

ROSSO	<b>MIX SIZE (SF)</b>
	10.17

ROSSO	<b>CORNER (PC)</b>
	19.79

♦ New Item - Please check for availability.

All Pricing is FOB Emser Showroom.

Shipments billed at Emser Standard Freight Rates.



**QUARRY TILE**

**EQUARRY** [Equarry Online](#)

❖ UNGLAZED QUARRY TILE

<b>PER CARTON</b>	
	11.0000 SF
	44 PC

**FLOOR/WALL**

	<b>6X6</b>
	<b>(SF)</b>
BEIGE	4.35
BRICK	4.35
SMOKE	4.35

**ABRASIVE**

	<b>6X6</b>
	<b>(SF)</b>
BEIGE	6.53
BRICK	6.63
SMOKE	5.44

**TRIM**

	<b>(PC)</b>
COVE BASE 6X6	4.97
COVE CORNER-IN 6X6	9.94
COVE BASE CORNER OUT LEFT 6X6	7.46
COVE BASE CORNER OUT RIGHT 6X6	7.43

♦ New Item - Please check for availability.

**All Pricing is FOB Emser Showroom.**

**Shipments billed at Emser Standard Freight Rates.**

## DECORATIVE

Full Color Catalog

### ALLURO

[ALLURE ONLINE](#)

❖ SQUARE FEET PER CARTON (APPROX.): 9X9 MESH = 5.64 (10 PC/CT)

<u>STONE MOSAIC</u>	<u>CASTLE</u>	<u>MANOR</u>	<u>PALACE</u>
	<u>9X9 MESH</u>	<u>9X9 MESH</u>	<u>9X9 MESH</u>
	(SF)	(SF)	(SF)
WHITE/CREAM	41.31	41.31	41.31
WHITE/SILVER	41.31	41.31	41.31

❖ SQUARE FEET PER CARTON (APPROX.): 12X12 MESH = 10.01 (10 PC/CT)

<u>STONE MOSAIC</u>	<u>MINI CASTLE</u>	<u>MINI MANOR</u>	<u>MINI PALACE</u>
	<u>12X12 MESH</u>	<u>12X12 MESH</u>	<u>12X12 MESH</u>
	(SF)	(SF)	(SF)
WHITE/CREAM	41.31	41.31	41.31
WHITE/SILVER	41.31	41.31	41.31

### BIZOU

[New Arrivals](#)

❖ SQUARE FEET PER CARTON (APPROX.): TBD

<u>STONE MOSAIC</u>	<u>CREST</u>	<u>FOCUS</u>	<u>LAMP</u>	<u>PEAK</u>	<u>TRELIS</u>
	<u>ON MESH</u>	<u>ON MESH</u>	<u>ON MESH</u>	<u>ON MESH</u>	<u>ON MESH</u>
	(SF)	(SF)	(SF)	(SF)	(SF)
WHITE/BLACK	• 43.03	43.03	43.03	43.03	43.03
WHITE/CREAM	• 43.03	43.03	43.03	43.03	43.03
WHITE/SILVER	• 43.03	43.03	43.03	43.03	43.03
WHITE/WHITE	• 43.03	43.03	43.03	43.03	43.03

<u>STONE MOSAIC</u>	<u>CHEVRON</u>	<u>CUBE</u>	<u>DAMASK</u>
	<u>ON MESH</u>	<u>ON MESH</u>	<u>ON MESH</u>
	(SF)	(SF)	(SF)
COOL	• 43.03	43.03	43.03
WARM	• 43.03	43.03	43.03

### CATALYST

[CATALYST ONLINE](#)

❖ SQUARE FEET PER CARTON (APPROX.): 13X14 ON MESH = 11.92 (10 PC/CT)

<u>CAST STONE MOSAIC</u>	<u>ATING</u>	<u>ON MESH</u>
		(SF)
PLUTO	V3	46.69
SATURN	V3	46.69

<u>CAST STONE/GLASS MOSAIC</u>	<u>ATING</u>	<u>ON MESH</u>
		(SF)
JASPER	V3	46.69

<u>CAST STONE/STONE MOSAIC</u>	<u>ATING</u>	<u>ON MESH</u>
		(SF)
HYDROGEN	V3	46.69
OXYGEN	V3	46.69

## CHARISMA

[CHARISMA ONLINE](#)

❖ SQUARE FEET PER CARTON (APPROX.): PICKET = 16.80 (20 PC/CT); LINEAR = 17.56 (20 PC/CT); HERRINGBONE = 17.08 (20 PC/CT)

	<u>PICKET</u>	<u>LINEAR</u>	<u>HERRINGBONE</u>
	<u>ON MESH</u>	<u>ON MESH</u>	<u>ON MESH</u>
	(SF)	(SF)	(SF)
<b>4MM GLASS MOSAIC (SOLID)</b>			
DELIGHT	12.31	12.31	12.31
FINESSE	12.31	12.31	12.31
GRACE	12.31	12.31	12.31
POISE	12.31	12.31	12.31
WISE	12.31	12.31	12.31
<b>4MM GLASS MOSAIC (BLEND)</b>			
	<u>LINEAR</u>	<u>HERRINGBONE</u>	
	<u>ON MESH</u>	<u>ON MESH</u>	
	(SF)	(SF)	
CHIC	12.31	12.31	
FLAIR	12.31	12.31	
GLAM	12.31	12.31	
SPARK	12.31	12.31	

## CONCEPT

[CONCEPT ONLINE](#)

❖ SQUARE FEET PER CARTON (APPROX.): 2" HEX MESH = 12.81 (14 PC/CT); CUBE MESH = 11.76 (14 PC/CT);

CHEVRON MESH = 10.066 (14 PC/CT); PICKET MESH = 7.756 (14 PC/CT)

			<u>2" HEX</u>	<u>CUBE</u>	<u>CHEVRON</u>	<u>PICKET</u>
			<u>ON MESH</u>	<u>ON MESH</u>	<u>ON MESH</u>	<u>ON MESH</u>
			(SF)	(SF)	(SF)	(SF)
<b>GLAZED GLASS MOSAIC</b>						
	<b>FINISH</b>					
FAWN	SATIN		16.93	16.93	16.93	16.93
GRAY	SATIN		16.93	16.93	16.93	16.93
WHITE	SATIN		16.93	16.93	16.93	16.93

## CONFETTI II

[CONFETTI II ONLINE](#)

❖ SQUARE FEET PER CARTON (APPROX.): HEX ON MESH = 10.802 (11 PC/CT)

PENNY ON MESH = 10.659 (11 PC/CT)

			<u>HEXAGON</u>	<u>PENNY</u>
			<u>ON MESH</u>	<u>ON MESH</u>
			(SF)	(SF)
<b>RECYCLED GLASS/GLAZED CERAMIC MOSAIC (SOLID)</b>				
	<b>FINISH</b>			
BRONZE	MATTE W/ GLOSS		27.16	27.16
WHITE	MATTE W/ GLOSS		27.16	27.16
<b>RECYCLED GLASS/GLAZED CERAMIC MOSAIC (BLEND)</b>				
			(SF)	(SF)
FREDDO	MATTE W/ GLOSS		27.16	27.16
METAL	MATTE W/ GLOSS		27.16	27.16

## CULTURA

[CULTURA ONLINE](#)

❖ SQUARE FEET PER CARTON (APPROX.): 12X12 MESH = 10.00 (10 PC/CT)

	<u>12X12 MESH</u>
	(SF)
<b>STONE PEBBLE MOSAIC (SOLID)</b>	
BEIGE HN (ONYX)	23.09
BLACK HN (MARBLE)	23.09
CREAM HN (LIMESTONE)	23.09
GRAY HN (LIMESTONE)	23.09
IVORY HN (MARBLE)	23.09
SILVER HN (MARBLE)	23.09
TAUPE HN (MARBLE)	23.09
WHITE HN (MARBLE)	23.09
<b>STONE PEBBLE MOSAIC (BLEND)</b>	
	<u>12X12 MESH</u>
	(SF)
AUTUMN	23.09
SPRING	23.09
SUMMER	23.09
WINTER	23.09

♦ New Item - Please check for availability.

All Pricing is FOB Emser Showroom.

Shipments billed at Emser Standard Freight Rates.

## DIVA

[New Arrivals](#)

❖ SQUARE FEET PER CARTON (APPROX.): ON MESH = 6.56 (8 PC/CT)

GLAZED CERAMIC MOSAIC	FINISH	ON MESH	
			(SF)
ARES	GLOSS	♦	15.39
ATHENA	GLOSS	♦	15.39
CHRONOS	GLOSS	♦	15.39
POSEIDON	GLOSS W/METALLIC	♦	15.39

## DIVINE

[DIVINE ONLINE](#)

❖ SQUARE FEET PER CARTON (APPROX.): ON MESH = 6.56 (8 PC/CT)

GLAZED CERAMIC MOSAIC	FINISH	ON MESH	
			(SF)
ARES	GLOSS	⊙	18.47
HERA	GLOSS	⊙	18.47
ZEUS	GLOSS	⊙	18.47

⊙ AVAILABLE WHILE SUPPLY LAST

## ECHO

[ECHO ONLINE](#)

❖ SQUARE FEET PER CARTON (APPROX.): 2" HEX = 15.638 (14 PC/CT); 3" HEX = 11.662 (14 PC/CT);  
HERRINGBONE = 13.860 (14 PC/CT)

RECYCLED GLASS MOSAIC	2" HEX HERRINGBONE	
	ON MESH (SF)	ON MESH (SF)
BROWN	23.09	24.64
GRAY	23.09	24.64
WHITE	23.09	24.64

### RECYCLED GLASS MOSAIC

	3" HEX ON MESH (SF)
CALACATA	23.09
WHITE	23.09

## EDGE

[EDGE ONLINE](#)

❖ SQUARE FEET PER CARTON (APPROX.): CHEVRON ON MESH = 10.080 (10 PC/CT)

GLASS MOSAIC	CHEVRON ON MESH (SF)
CREAM	29.25
GRAY	29.25
MORNING FOG	29.25
NAVY	29.25
PEWTER	29.25
WHITE	29.25

## ENTITY

[ENTITY ONLINE](#)

- ❖ SQUARE FEET PER CARTON (APPROX.): 12X12 MESH = 14.535 (15 PC/CT)
- ❖ 6MM THICK

### GLASS/STONE MOSAIC

ON MESH

	<u>(SF)</u>
ENERGY	15.39
GUSTO	15.39
LIFE	15.39
SPIRIT	15.39
VIGOR	15.39
ZEST	15.39

## FEATURE

[FEATURE ONLINE](#)

- ❖ SQUARE FEET PER CARTON (APPROX.): 7.50 (5 PC/CT)

### GROUTLESS STONE MOSAIC

ON MESH

	<u>(SF)</u>
MULTI	20.32
SILVER	20.32
WHITE	20.32

## FLASH

[FLASH ONLINE](#)

- ❖ SQUARE FEET PER CARTON (APPROX.): LINEAR = 9.48 (10 PC/CT); BLENDS = 9.50 (10 PC/CT)

### GLASS/METAL MOSAIC

LINEAR

12X13 MESH

	<u>(SF)</u>
ABLAZE	40.43
BRIGHT	40.43
SPARKLING	40.43

## FLEUR

[FLEUR ONLINE](#)

- ❖ SQUARE FEET PER CARTON (APPROX.): ON MESH = 7.384 (8 PC/CT)

ARABESQUE

ON MESH

### GLAZED CERAMIC/STONE/GLASS MOSAIC

### FINISH

		<u>(SF)</u>
AFFODILL	GLOSS	32.26
ORCHIS	GLOSS	32.26
PIVIONE	GLOSS	32.26
ROZA	GLOSS	32.26
VIOLE	GLOSS	32.26

## GLEAM

[GLEAM ONLINE](#)

- ❖ SQUARE FEET PER CARTON (APPROX.): PENNY = 10.00 (10 PC/CT); WAVE = 8.80 (10 PC/CT)

### METAL MOSAIC

PENNY

WAVE

ON MESH

ON MESH

	<u>(SF)</u>	<u>(SF)</u>
GRAPHITE	55.08	50.94

Ⓞ AVAILABLE WHILE SUPPLY LAST

**GLITZ** [GLITZ ONLINE](#)

❖ SQUARE FEET PER CARTON (APPROX.): 12X12 ON MESH 14.73 (15 PC/CT)

**2" HEX**

**ON MESH**

**GLASS/ALUMINUM MOSAIC**

	<b>(SF)</b>
FAME	29.18
GLORY	29.18
JOY	29.18
LOVE	29.18
VALUE	29.18

**H2O** [H2O ONLINE](#)

❖ SQUARE FEET PER CARTON (APPROX.): 2X6 ON MESH = 10.080 (10 PC/CT)

**2X6**

**ON MESH**

**GLASS MOSAIC**

	<b>(SF)</b>
DOVE	21.34
FAWN	21.34
FOREST	21.34
IVORY	21.34
NAVY	21.34
POWDER	21.34
SILVER	21.34
STERLING	21.34
TURQUOISE	21.34
WHITE	21.34

**HANAMI** [New Arrivals](#)

❖ SQUARE FEET PER CARTON (APPROX.): ON MESH = TBD

**ON MESH**

**GLAZED PORCELAIN MOSAIC**

	<b>(SF)</b>
FAWN	♦ 20.01
GRAY	♦ 20.01
OLIVE	♦ 20.01
WHITE	♦ 20.01

**ILLUMINA** [ILLUMINA ONLINE](#)

❖ SQUARE FEET PER CARTON (APPROX.): 12X12 MESH = 10.56 (11 PC/CT)

**12X12 MESH**

**GLASS/STONE MOSAIC (BLENDS)**

	<b>(SF)</b>
FLARE	20.01
HALO	20.01
LUSTER	20.01
SHIMMER	20.01

**IMPACT** [IMPACT ONLINE](#)

❖ SQUARE FEET PER CARTON (APPROX.): HERRING MESH = 18.46 (20 PC/CT); 1X3 STACK MESH = 18.46 (20 PC/CT);

2" HEX MESH = 19.34 (20 PC/CT); 2X2 MESH = 19.76 (20 PC/CT)

**HERRINGBONE**

**1"X3" STACK**

**2" HEX**

**2X2**

**ON MESH**

**ON MESH**

**ON MESH**

**ON MESH**

**GLAZED PORCELAIN MOSAIC**

**FINISH**

**(SF)**

**(SF)**

**(SF)**

**(SF)**

GRAY	MATTE	♦ 9.23	♦ 9.23	♦ 9.23	♦ 9.23
WHITE	MATTE	♦ 9.23	♦ 9.23	♦ 9.23	♦ 9.23



## IMPULSE

[IMPULSE ONLINE](#)

❖ SQUARE FEET PER CARTON (APPROX.): CHEVRON ON MESH = 7.355 (5 PC/CT)

**CHEVRON  
ON MESH**

### STONE/GLASS MOSAIC

### STONE

**(SF)**

BLUE	LIMESTONE	♦	37.86
CREAM	LIMESTONE	♦	37.86
WHITE	MARBLE	♦	37.86
WINTER	MARBLE	♦	37.86

## INFINITY

[INFINITY ONLINE](#)

❖ SQUARE FEET PER CARTON (APPROX.): 12X12 MESH = 11.52 (12 PC/CT)

❖ 4MM THICK

**LINEAR  
12X12 MESH**

### GLASS MOSAIC (SOLID)

**(SF)**

BEIGE			13.85
NATURAL			13.85
WHITE			13.85

**LINEAR  
12X12 MESH**

### GLASS MOSAIC (BLEND)

**(SF)**

AEON			12.31
ERA			12.31
TIME			12.31

## INFLUENCE

[INFLUENCE ONLINE](#)

❖ SQUARE FEET PER CARTON (APPROX.): ARABESQUE = 14.38 (20 PC/CT); PENNY = 19.28 (20 PC/CT);

CUBE = 17.42 (20 PC/CT)

**ARABESQUE**

**PENNY**

**CUBE**

**ON MESH**

**ON MESH**

**ON MESH**

### GLAZED PORCELAIN

### FINISH

**(SF)**

**(SF)**

**(SF)**

GRAY	GLOSS	♦	12.31	♦	12.31	♦	12.31
FAWN	GLOSS	♦	12.31	♦	12.31	♦	12.31
WHITE	GLOSS	♦	12.31	♦	12.31	♦	12.31

❖ SQUARE FEET PER CARTON (APPROX.): 2" HEX = 19.34 (20 PC/CT); 1" HEX = 16.56 (20 PC/CT)

**2"HEX**

**1"HEX**

**ON MESH**

**ON MESH**

### GLAZED PORCELAIN

### FINISH

**(SF)**

**(SF)**

GRAY	GLOSS	♦	12.31	♦	12.31
FAWN	GLOSS	♦	12.31	♦	12.31
WHITE	GLOSS	♦	12.31	♦	12.31
WHITE & BLACK	GLOSS	♦	12.31	♦	12.31

## INTRIGUE

[INTRIGUE ONLINE](#)

❖ SQUARE FEET PER CARTON (APPROX.): CHEVRON ON MESH = 5.545 (5 PC/CT); PICKET ON MESH = 5.305 (5 PC/CT)

CHEVRON MIRROR = 4.925 (5 PC/CT); PICKET MIRROR = 5.39 (5 PC/CT)

**ON MESH**

### STONE/PORCELAIN MOSAIC

**(SF)**

CHEVRON GRAY/FAWN			27.53
PICKET FAWN			26.17
PICKET GRAY			26.17

**ON MESH**

### STONE/MIRROR MOSAIC

**(SF)**

CHEVRON MIRROR			37.86
PICKET MIRROR			37.86

**ON MESH**

### STONE/STONE MOSAIC

**(SF)**

PICKET MARBLE			26.17
---------------	--	--	-------

♦ New Item - Please check for availability.

All Pricing is FOB Emser Showroom.

Shipments billed at Emser Standard Freight Rates.

## IRISH

[IRISH ONLINE](#)

❖ SQUARE FEET PER CARTON (APPROX.): ON MESH = 6.650 (10 PC/CT)

<u>IRIDESCENT GLASS MOSAIC</u>	<u>ATING</u>	<u>ON MESH</u> <u>(SF)</u>
AURA	V3	23.71
CORONADO	V3	23.71
HUE	V3	23.71
OPTIC	V3	23.71
PRISM	V3	23.71
RAINBOW	V3	23.71
SPECTRA	V3	23.71

## KAZE

[New Arrivals](#)

❖ SQUARE FEET PER CARTON (APPROX.): ON MESH = 12.95 (10 PC/CT)

<u>GLAZED CERAMIC MOSAIC</u>	<u>FINISH</u>	<u>ON MESH</u> <u>(SF)</u>
BLUE	GLOSS	♦ 18.47
GREEN	GLOSS	♦ 18.47
SILVER	GLOSS	♦ 18.47
TAUPE	GLOSS	♦ 18.47
WHITE	GLOSS/MATTE	♦ 18.47
BLACK	MATTE	♦ 18.47

## KINETIC

[New Arrivals](#)

❖ SQUARE FEET PER CARTON (APPROX.): BEVEL ON MESH = 7.752 (8 PC/CT)

<u>GLAZED CERAMIC MOSAIC</u>	<u>FINISH</u>	<u>BEVEL</u> <u>ON MESH</u> <u>(SF)</u>
BLUE	GLOSS	♦ 18.47
GRAY	GLOSS	♦ 18.47
MINK	GLOSS	♦ 18.47
SKIM	GLOSS	♦ 18.47
WHITE	GLOSS	♦ 18.47

## KUMITO

[New Arrivals](#)

❖ SQUARE FEET PER CARTON (APPROX.): CHEVRON ON MESH = 12.95 (10 PC/CT)

<u>GLAZED CERAMIC MOSAIC</u>	<u>FINISH</u>	<u>CHEVRON</u> <u>ON MESH</u> <u>(SF)</u>
BLACK	MATTE	♦ 18.47
WHITE	MATTE	♦ 18.47

## L'AMOUR

[New Arrivals](#)

❖ SQUARE FEET PER CARTON (APPROX.): ON MESH = TBD

	<u>ON MESH</u>
	<u>(SF)</u>
<b>RECYCLED GLASS MOSAIC</b>	
3"X3"	♦ 37.86
ARABESQUE	♦ 37.86
DIAMOND	♦ 37.86
FAN	♦ 37.86
HEXAGON 3"	♦ 37.86
KALEIDOSCOPE	♦ 37.86
LEAF	♦ 37.86
OFFSET 2"X4"	♦ 37.86
OFFSET 4"X12"	♦ 37.86
PICKET	♦ 37.86
STACK 2"X8"	♦ 37.86
TRIAD	♦ 37.86

## LA VIE

[LA VIE ONLINE](#)

❖ SQUARE FEET PER CARTON (APPROX.): ON MESH = 13.692 (14 PC/CT)

	<u>ON MESH</u>
	<u>(SF)</u>
<b>GLASS MOSAIC</b>	
CREAM	12.31
GRAY	12.31
SEA	12.31
SILVER	12.31
WHITE	12.31

## LINK

[LINK ONLINE](#)

❖ SQUARE FEET PER CARTON (APPROX.): 1" HEX = 7.500; CUBE = 7.625; HERRING = 7.500; LINEAR = 7.500; PATTERN = 7.105  
(ALL MESH = 5 PC/CT)

	<u>ON MESH</u>
	<u>(SF)</u>
<b>GROUTLESS STONE MOSAIC</b>	
WHITE HEXAGON 1"	25.80
WHITE CUBE	25.80
WHITE HERRINGBONE	25.80
WHITE LINEAR	25.80
PATTERN WHITE/GOLD	25.80
PATTERN WHITE/SILVER	25.80

## LITERATI

[LITERATI ONLINE](#)

❖ SQUARE FEET PER CARTON (APPROX.): ON MESH = 10.010 (10 PC/CT)

	<u>ON MESH</u>
	<u>(SF)</u>
<b>CAST STONE/GLASS/STONE MOSAIC</b>	
IRVING	41.31
MELVILLE	41.31
POE	41.31
STOWE	41.31
TWAIN	41.31

## LUCENTE

[LUCENTE ONLINE](#)

❖ SQUARE FEET PER CARTON (APPROX.): 3X6 = 8.40 (60 PC/CT)

<u>GLASS WALL TILE</u>	<u>FINISH</u>	<u>3X6 (SF)</u>
BLANC	GLOSS	20.01
CIELO	GLOSS	20.01
CREAM	GLOSS	20.01
MORNING FOG	GLOSS	20.01
PEWTER	GLOSS	20.01

### LUCENTE GLASS MOSAIC

❖ SQUARE FEET PER CARTON (APPROX.): LINEAR ON 12X13 MESH = 10.72 (10 PC/CT)

<u>GLASS MOSAIC (SOLID)</u>	<u>FINISH</u>	<u>LINEAR ON 12X13 MESH (SF)</u>
BLANC	GLOSS+MATTE	30.33
MORNING FOG	GLOSS+MATTE	30.33

<u>GLASS MOSAIC (BLEND)</u>	<u>FINISH</u>	<u>LINEAR ON (SF)</u>
PELESTRINA (MORNING FOG/ PEWTER)	GLOSS	30.33

### GLASS/STONE MOSAIC (BLEND)

<u>GLASS/STONE MOSAIC (BLEND)</u>	<u>LINEAR ON 12X13 MESH (SF)</u>
AMBRATO	30.33
ANDREA	30.33
CAMPO	30.33
CERTOSA	30.33
CONCORDIA	30.33
GRAZIA	30.33
LIDO	30.33
MURANO	30.33
REGALE	30.33
SERVOLO	30.33

❖ SQUARE FEET PER CARTON (APPROX.): PATTERN STONE BLEND ON 13X13 MESH = 11.19 (10 PC/CT)

<u>GLASS/STONE MOSAIC (PATRN BLEND)</u>	<u>FINISH</u>	<u>PATTERN ON 13X13 MESH (SF)</u>
AMBRATO	GLOSS+MATTE	30.33
CERTOSA	GLOSS+MATTE	30.33
GRAZIA	GLOSS+MATTE	30.33
LIDO	GLOSS+MATTE	30.33
SERVOLO	GLOSS+MATTE	30.33

❖ SQUARE FEET PER CARTON (APPROX.): CIRCLE ON 12X12 MESH = 9.69 (10 PC/CT)

<u>GLASS/STONE MOSAIC (CIRCLE BLEND)</u>	<u>FINISH</u>	<u>CIRCLE ON 12X12 MESH (SF)</u>
AMBRATO	GLOSS+MATTE	46.69
CERTOSA	GLOSS+MATTE	46.69
GRAZIA	GLOSS+MATTE	46.69
LIDO	GLOSS+MATTE	46.69

## MASQUERADE

[MASQUERADE ONLINE](#)

❖ SQUARE FEET PER CARTON (APPROX.): ON MESH = 8.104 (8 PC/CT)

<u>GLAZED CERAMIC MOSAIC</u>	<u>FINISH</u>	<u>ON MESH (SF)</u>
COLOMBINA	GLOSS	⊗ 23.09
TRICORNO	GLOSS	⊗ 23.09
VOLTO	GLOSS	⊗ 23.09
ZANNI	GLOSS	⊗ 23.09

⊗ *AVAILABLE WHILE SUPPLY LAST*

♦ New Item - Please check for availability.

All Pricing is FOB Emser Showroom.

Shipments billed at Emser Standard Freight Rates.

**MIZU** [New Arrivals](#)

❖ SQUARE FEET PER CARTON (APPROX.): ON MESH = 12.885 (15 PC/CT)

<u>GLAZED CERAMIC MOSAIC</u>		<u>FINISH</u>	<u>ON MESH (SF)</u>	
BLUE		GLOSS	♦	18.47
GREEN		GLOSS	♦	18.47
SILVER		GLOSS	♦	18.47
TAUPE		GLOSS	♦	18.47
WHITE		GLOSS	♦	18.47

**MODAN** [New Arrivals](#)

❖ SQUARE FEET PER CARTON (APPROX.): ON MESH = 13.286 (14 PC/CT)

<u>UNGLAZED PORCELAIN MOSAIC</u>		<u>FINISH</u>	<u>ON MESH (SF)</u>	
BLACK		MATTE	♦	20.01
RUST		MATTE	♦	20.01
SILVER		MATTE	♦	20.01
WHITE		MATTE	♦	20.01

**MOROCCO** [New Arrivals](#)

❖ SQUARE FEET PER CARTON (APPROX.): ARABESQUE ON MESH = 6.048 (8 PC/CT)

<u>GLAZED CERAMIC MOSAIC</u>		<u>FINISH</u>	<u>ARABESQUE ON MESH (SF)</u>	
DOVE		GLOSS	♦	15.39
FAWN		GLOSS	♦	15.39
SILVER		GLOSS	♦	15.39
WHITE		GLOSS	♦	15.39

**MYTHOS** [New Arrivals](#)

❖ SQUARE FEET PER CARTON (APPROX.): ARABESQUE = 6.928 (8 PC/CT); PETAL = 7.80 (8 PC/CT); WAVE = 8.304 (8 PC/CT)

<u>GLAZED CERAMIC MOSAIC</u>		<u>FINISH</u>	<u>ARABESQUE ON MESH (SF)</u>	<u>PETAL ON MESH (SF)</u>	<u>WAVE ON MESH (SF)</u>
BLACK		MATTE	♦ 18.47	♦ 18.47	♦ 18.47
GRAY		MATTE	♦ 18.47	♦ 18.47	♦ 18.47
WHITE		MATTE	♦ 18.47	♦ 18.47	♦ 18.47

**NAGARA** [New Arrivals](#)

❖ SQUARE FEET PER CARTON (APPROX.): ON MESH = 13.23 (15 PC/CT)

<u>GLAZED CERAMIC MOSAIC</u>		<u>FINISH</u>	<u>ON MESH (SF)</u>	
GRAY		GLOSS	♦	16.93
NAVY		GLOSS	♦	16.93
SILVER		GLOSS	♦	16.93
WHITE		GLOSS	♦	16.93

## NEWTRO

[New Arrivals](#)

❖ SQUARE FEET PER CARTON (APPROX.): 2X6 STACKED ON MESH = TBD

2X6 STACKED

ON MESH

GLAZED CERAMIC MOSAIC	FINISH	(SF)
BLACK	GLOSS	♦ 27.72
BLUE	GLOSS	♦ 27.72
CHOCO	GLOSS	♦ 27.72
GREEN	GLOSS	♦ 27.72
IVORY	GLOSS	♦ 27.72
NAVY	GLOSS	♦ 27.72
SILVER	GLOSS	♦ 27.72
WHITE	GLOSS	♦ 27.72

## OMNI

[New Arrivals](#)

❖ SQUARE FEET PER CARTON (APPROX.): ON MESH = 12.105 (15 PC/CT)

ON MESH

(SF)

GLAZED CERAMIC MOSAIC	FINISH	(SF)
NAVY	GLOSS	♦ 13.85
WHITE	GLOSS	♦ 13.85

## PICKET

[PICKET ONLINE](#)

❖ SQUARE FEET PER CARTON (APPROX.): 10X11 ON MESH = 7.843 (11 PC/CT)

PICKET

ON MESH

(SF)

GLASS MOSAIC	(SF)
BLUE	35.00
HONEY	35.00
MORNING	35.00
SILVER	35.00
WHITE	35.00

## RETRO

[RETRO ONLINE](#)

❖ SQUARE FEET PER CARTON (APPROX.): 9X10 ON MESH = 6.776 (11 PC/CT)

CLOUD

ON MESH

(SF)

GLAZED CERAMIC MOSAIC	FINISH	(SF)
BRONZE	MT/GL BLEND	⊗ 25.80
CHROME	MT/GL BLEND	⊗ 25.80
SILVER	MT/GL BLEND	⊗ 25.80

⊗ AVAILABLE WHILE SUPPLY LAST

## RETRO II

[New Arrivals](#)

❖ SQUARE FEET PER CARTON (APPROX.): 9X10 ON MESH = 6.919 (11 PC/CT)

<u>GLAZED CERAMIC/RESIN MOSAIC</u>	<u>FINISH</u>	<u>ON MESH</u> (SF)
BRONZE	MATTE	♦ 25.80
CHROME	MATTE	♦ 25.80
PEARL	MATTE	♦ 25.80
SILVER	MATTE	♦ 25.80

## REWARD

[New Arrivals](#)

❖ GLAZED PORCELAIN

❖ SQUARE FEET PER CARTON (APPROX.): ON MESH = TBD

<u>MOSAIC</u>	<u>FINISH</u>	<u>2X2</u>	<u>2" HEX</u>	<u>2X4 STACK</u>
		<u>ON MESH</u> (SF)	<u>ON MESH</u> (SF)	<u>ON MESH</u> (SF)
BLACK & WHITE	GLOSS	♦ 15.39	♦ 15.39	♦ 15.39
GRAY	GLOSS	♦ 15.39	♦ 15.39	♦ 15.39
NAVY	GLOSS	♦ 15.39	♦ 15.39	♦ 15.39
WHITE	GLOSS	♦ 15.39	♦ 15.39	♦ 15.39

## REZONE

[New Arrivals](#)

❖ SQUARE FEET PER CARTON (APPROX.): 2" HEX = 19.34 (20 PC/CT); PENNY = 19.28 (20 PC/CT)

<u>UNGLAZED PORCELAIN MOSAIC (SOLID)</u>	<u>FINISH</u>	<u>2" HEX</u>	<u>PENNY</u>
		<u>ON MESH</u> (SF)	<u>ON MESH</u> (SF)
WHITE	MATTE	♦ 12.31	♦ 12.31

## RIVERA

[RIVERA ONLINE](#)

❖ SQUARE FEET PER CARTON (APPROX.): 12X12 MESH = 10.00 (10 PC/CT)

<u>FLAT RIVERA PEBBLE</u>	<u>12X12 MESH</u> (SF)
BLACK	18.47
CREAM	18.47
GOLD	18.47
NATURAL	18.47
4 COLOR BLEND (BLACK, CREAM, GOLD, TERRACOTTA)	18.47

## SHAPE

[SHAPE ONLINE](#)

❖ SQUARE FEET PER CARTON (APPROX.): CUBE ON MESH = 17.80 (20 PC/CT)

<u>GLAZED PORCELAIN MOSAIC</u>	<u>FINISH</u>	<u>CUBE</u> <u>ON MESH</u> (SF)
GRAY	GLOSS	⊗ 16.93

⊗ AVAILABLE WHILE SUPPLY LAST

**SOURCE**

[SOURCE ONLINE](#)

❖ SQUARE FEET PER CARTON (APPROX.): 1" HEX = 10.516 (11 PC/CT); 3" HEX = 6.534 (11 PC/CT); 2X2 = 10.439 (11 PC/CT)

<b>UNGLAZED PORCELAIN MOSAIC (SOLID)</b>		<b>FINISH</b>	<b>1" HEX ON MESH (SF)</b>	<b>3" HEX ON MESH (SF)</b>	<b>2X2 ON MESH (SF)</b>
BLACK		MATTE	10.76	10.76	10.76
FAWN		MATTE	10.76	10.76	10.76
GRAY		MATTE	10.76	10.76	10.76
PURE WHITE		MATTE	10.76	10.76	10.76
TAUPE		MATTE	10.76	10.76	10.76

<b>UNGLAZED PORCELAIN MOSAIC (BLEND)</b>		<b>FINISH</b>	<b>1" HEX ON MESH (SF)</b>	<b>3" HEX ON MESH (SF)</b>	<b>2X2 ON MESH (SF)</b>
DARK		MATTE	* 10.76	* 10.76	* 10.76
LIGHT		MATTE	* 10.76	* 10.76	* 10.76

<b>UNGLAZED PORCELAIN MOSAIC (SOLID)</b>		<b>FINISH</b>	<b>2X2 ON MESH (SF)</b>
SALT&PEPPER BLACK		MATTE	* 10.76
SALT&PEPPER CIDER		MATTE	* 10.76
SALT&PEPPER FAWN		MATTE	* 10.76
SALT&PEPPER PURE WHITE		MATTE	* 10.76
SALT&PEPPER TAUPE		MATTE	* 10.76

<b>TRIM</b>		<b>LF</b>
2X2 SBN (BLACK, FAWN, GRAY, PURE WHITE, TAUPE)		* 10.76
2X2 COVE BASE (BLACK, FAWN, GRAY, PURE WHITE, TAUPE)		* 10.76
2X2 SBN CORNER (BLACK, FAWN, GRAY, PURE WHITE, TAUPE)		* 10.76

**SPIN**

[New Arrivals](#)

❖ SQUARE FEET PER CARTON (APPROX.): ON MESH = TBD

<b>GLAZED PORCELAIN MOSAIC</b>		<b>FINISH</b>	<b>ON MESH (SF)</b>
WHITE/BLACK DOT		MATTE	* 10.76
WHITE/GRAY DOT		MATTE	* 10.76
WHITE/NAVY DOT		MATTE	* 10.76
WHITE/OCEAN DOT		MATTE	* 10.76
WHITE/TAN DOT		MATTE	* 10.76

**SPLASH**

[New Arrivals](#)

❖ SQUARE FEET PER CARTON (APPROX.): ARABESQUE = 8.232 (12 PC/CT);  
3" HEX = 11.364 (12 PC/CT); PICKET = 11.388 (12 PC/CT); 2X4 BEVEL = 11.628 (12 PC/CT)

<b>MOLTEN GLASS MOSAIC</b>		<b>ARABESQUE ON MESH (SF)</b>	<b>3" HEX ON MESH (SF)</b>	<b>PICKET ON MESH (SF)</b>	<b>2X4 BEVEL ON MESH (SF)</b>
BLUE		* 34.42	* 34.42	* 34.42	* 34.42
GRAY		* 34.42	* 34.42	* 34.42	* 34.42
MOSS		* 34.42	* 34.42	* 34.42	* 34.42
SILVER		* 34.42	* 34.42	* 34.42	* 34.42
TAN		* 34.42	* 34.42	* 34.42	* 34.42
WHITE		* 34.42	* 34.42	* 34.42	* 34.42



## UNIQUE

[UNIQUE ONLINE](#)

- ❖ SQUARE FEET PER CARTON (APPROX.): ON MESH = 12.24 (12 PC/CT)
- ❖ 4MM THICK

### GLASS/STONE MOSAIC (BLEND)

	<u>ON MESH</u> (SF)
BALLAD	12.31
EPIC	12.31
HAIKU	12.31
ODE	12.31
POEM	12.31

## VENETIAN

[VENETIAN ONLINE](#)

- ❖ SQUARE FEET PER CARTON (APPROX.): 12X12 MESH = 10.6568 (11 PC/CT); 12X12 BLEND = 11.0099 (11 PC/CT)

### FLAT VENETIAN PEBBLE

	<u>12X12 MESH</u> (SF)
IVORY	21.56
MULTICOLOR	21.56
TAN	21.56
GELATO BLEND (IVORY, TAN, CHOCOLATE)	21.56
ITALIA BLEND	21.56
MEDICI BLEND (IVORY, SILVER, TAN)	21.56
PASTEL BLEND	21.56
SILVER	21.56
4 COLOR BLEND	21.56

## VISTA

[VISTA ONLINE](#)

### VISTA GLASS & STONE MOSAIC

- ❖ SQUARE FEET PER CARTON (APPROX.): LINEAR STONE BLEND ON 12X13 MESH = 11.031 (10 PC/CT)

### LINEAR GLASS & STONE MOSAIC BLEND (GLOSS/MATTE COMBO FINISH)

	<u>ON</u> <u>12X13 MESH</u> (SF)
BACKDROP	51.36
PANORAMA	51.36
SIGHT	51.36

- ❖ SQUARE FEET PER CARTON (APPROX.): PATTERN STONE BLEND ON 12X13 MESH = 9.688 (10 PC/CT)

### PATTERN GLASS & STONE MOSAIC BLEND (GLOSS/MATTE COMBO FINISH)

	<u>ON</u> <u>12X12 MESH</u> (SF)
BACKDROP	46.69
PANORAMA	46.69
SIGHT	46.69

## VOGUE

[VOGUE ONLINE](#)

❖ SQUARE FEET PER CARTON (APPROX.): 2X16 = 4.84 (22 PC/CT)

GLAZED PORCELAIN MOSAIC		GLOSS	2X4 BEVEL	CONVEX	LANTERN
			ON MESH	ON MESH	ON MESH
			(SF)	(SF)	(SF)
BISCUIT			⊗ 30.80	⊗	35.41
BISCUIT		MATTE	⊗	30.80	⊗ 35.41
GRAY		GLOSS	⊗		35.41

GLASS WALL TILE		2X16
		(SF)
WHITE	GLOSS	⊗ 30.60

⊗ AVAILABLE WHILE SUPPLY LAST

## VOLARE

[VOLARE ONLINE](#)

❖ SQUARE FEET PER CARTON (APPROX.): ON MESH = 7.648 (8 PC/CT)

GLASS MOSAIC		ON MESH
		(SF)
ARIA		10.76
CIELI		10.76
NEBBIA		10.76
NUVOLE		10.76
STELLA		10.76
VENTO		10.76

## ZEN

[ZEN ONLINE](#)

❖ SQUARE FEET PER CARTON (APPROX.): 6X24 ON MESH = 10.626 (11 PC/CT)

GLASS MOSAIC		6X24
		ON MESH
		(SF)
BLISS		13.85
CALM		13.85
EASE		13.85
PEACE		13.85
QUIET		13.85
SERENE		13.85



# NATURAL STONE

Full Color Catalog

## ANTIQUÉ & TUMBLED STONE

[Antique & Tumbled Online](#)

FIELD TILE	V RATING	4X4 (SF)	3X6 (SF)	6X6 (SF)	8X8 (SF)
TRAV FONTANE TUMBLED IVORY CLASSIC	V3	4.49	4.49		
TRAV FONTANE TUMBLED WALNUT	V3	4.49	4.49		
TRAV ANCIENT TUMBLED SILVER	V4	7.74	8.99	8.99	14.40
TRAV CHISELED VANILLA COFFEE	V4				8.99

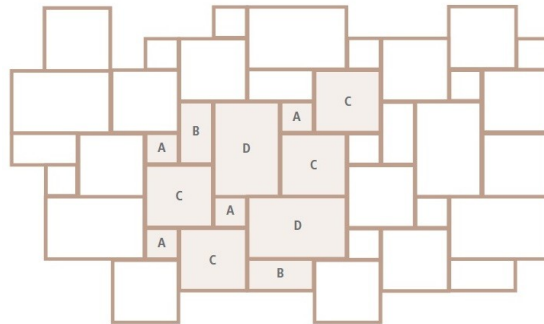
FIELD TILE SIZES - CONTINUED	V RATING	8X16	16X16	16X24	BANDED SET
TRAV ANCIENT TUMBLED SILVER	V4	14.40	10.81	14.40	
TRAV CHISELED SCABOS	V4				5.40
TRAV CHISELED SILVER	V4				5.92
TRAV CHISELED UMBRIA BRUNO	V4				4.67
TRAV CHISELED UMBRIA SAVERA	V4		5.04	5.04	4.67
TRAV CHISELED VALENCIA	V4		8.99		
TRAV CHISELED VANILLA COFFEE	V4	8.99	8.99	8.99	

### VERSAILLES PATTERN\*

**LOOSE**

TRAV ANCIENT TUMBLED SILVER	V4			
TRAV CHISELED VANILLA COFFEE	V4			

### VERSAILLES PATTERN\*



- FOR TRAV ANCIENT TUMBLED AND TRAV CHISELED (BEIGE, MOCHA, SILVER & ORO).

\*FOR ADDITIONAL PATTERNS, PLEASE REFER TO APPENDIX 1.

VERSAILLES PATTERN ORDER PERCENTAGES AND NUMBER OF PIECES ARE AT RIGHT.		ORDER %	PCS PER PATTERN	
- Order % totals do not add up to 100% due to rounding.	A	8X8	11%	4
An iteration of the Versailles Pattern is 16.00 SF.	B	8X16	11%	2
	C	16X16	44%	4
	D	16X24	33%	2

- PRICING ON PATTERNS IS FOR REFERENCE ONLY. COMPONENT SIZES ARE SOLD SEPARATELY.

- PLEASE NOTE THAT FOR TRAV CHISELED UMBRIA SAVERA & TRAV CHISELED UMBRIA BRUNO HOWEVER, BANDED VERSAILLES PATTERN SETS ARE ALSO AVAILABLE.

♦ New Item - Please check for availability.

All Pricing is FOB Emser Showroom.

Shipments billed at Emser Standard Freight Rates.

www.EMSERTILE.com



## ANTIQUÉ & TUMBLED STONE

[Antique & Tumbled Online](#)

<u>ANTIQUÉ &amp; TUMBLED STONE MOSAICS</u>	<u>V</u> RATING	<u>1X2 OFFSET</u>	<u>2X2 SQUARE</u>	<u>2X4 OFFSET</u>
		<u>ON 12X12</u>	<u>ON 12X12</u>	<u>ON 12X12</u>
		<u>MESH</u> (SF)	<u>MESH</u> (SF)	<u>MESH</u> (SF)
TRAV ANCIENT TUMBLED BEIGE	V3			30.33
TRAV ANCIENT TUMBLED SILVER	V4	32.67	22.37	30.33

### TRAV ANCIENT TUMBLED STONE MOSAIC PATTERNS

			<u>12X12 MESH</u>
MINI VERSAILLES SILVER	V4		32.69

			<u>1X2 ON</u> <u>12X12 MESH</u>
SPLITFACE OFFSET SILVER	V4		30.33

			<u>12X12 MESH</u>
TRAV PEBBLE SILVER	V4		29.25

### STONE MOSAIC PATTERN BLENDS

			<u>12X12 MESH</u>
TRAV PEBBLE BEIGE/ MOCHA	V3		30.98

### HAMLET MINI SPLITFACE

			<u>OFFSET ON</u> <u>6X12 MESH</u>
HAMLET MINI SPLITFACE PHILADELPHIA	V4		43.03

## STONE BORDER DECORS

### STONE MOLDINGS

<u>STONE MOLDINGS</u>	<u>V</u> RATING	<u>1/2 X 12</u>	<u>1X12</u>
		<u>MINI CIGARO</u>	<u>CIGARO</u>
		<u>PC</u>	<u>PC</u>
TRAV ANCIENT TUMBLED BEIGE	V3	14.74	
TRAV ANCIENT TUMBLED SILVER	V4	14.74	15.07

## TRAVERTINE - CROSSCUT

[Travertine Crosscut Online](#)

<u>FILLED AND HONED</u>	<u>V</u> RATING	<u>12X24</u>	<u>18X18</u>	<u>24X24</u>
		<u>(SF)</u>	<u>(SF)</u>	<u>(SF)</u>
TRAV IVORY CLASSIC (PREMIUM)	V2		7.19	
TRAV PENDIO BEIGE	V4	5.40	4.49	7.19
TRAV SILVER	V4	10.81	8.99	
TRAV UMBRIA SAVERA (PLS CHK AVAILABILITY)	V4		3.99	
TRAV VALENCIA	V4		12.61	

## TRAVERTINE - VEINCUT

[Travertine Veincut Online](#)

### TRAVERTINE PLANKS (VEIN CUT)

<u>FILLED AND HONED</u>	<u>V</u> RATING	<u>12X24</u> (SF)
TRAV SILVER	V4	8.99

♦ New Item - Please check for availability.

All Pricing is FOB Emser Showroom.

Shipments billed at Emser Standard Freight Rates.



**GRANITE - POLISHED**

[Granite Online](#)

<b>GRANITE - POLISHED</b>		<b>Y</b>	<b>12X12</b>	<b>12X24</b>
		<b>RATING</b>	<b>(SF)</b>	<b>(SF)</b>
ABSOLUTE BLACK (PREMIUM)	GR10A	V1	8.99	10.28
GALAXY BLACK	GR10G	V1	9.94	

**SLATE, QUARTZITE & SANDSTONE**

[Slate, Quartzite & Sandstone Online](#)

<b>CALIBRATED/GAUGED</b>		<b>Y</b>	<b>12X12</b>	<b>16X16</b>
		<b>RATING</b>	<b>(SF)</b>	<b>(SF)</b>
MIDNIGHT BLACK	SL512CAL	V3		3.59
MULTI RAJAH	SL506CAL	V4	2.50	
RUSTIC GOLD (CALIFORNIA GOLD)	SL592CAL	V4	3.04	3.24

				<b>12X24</b>
				<b>(SF)</b>
WHITE QUARTZITE (STRIATED & CHISELED)	SL586	V3		37.10

<b>BORGIO PATTERN ON MESH - CALIBRATED/ GAUGED**</b>				<b>(SF)</b>
CREAM GOLD QUARTZITE (FLAMED)	SL584	V4		23.34
WHITE QUARTZITE	SL586	V4		23.34

\*\*APPROX 0.75 SF PER MESH

<b>MINI STACKED SLATE</b>				<b>6X24X1.25</b>
				<b>(SF)</b>
BLACK QUARTZITE	SL580	V4		18.01
CREAM GOLD QUARTZITE (FLAMED)	SL584	V4		23.40
WHITE QUARTZITE	SL586	V4		23.40

<b>MINI STACKED SLATE CORNER - TWO PIECE SET****</b>				<b>6X24X1.25</b>
				<b>(PC)</b>
BLACK QUARTZITE	SL580	V4		18.01
CREAM GOLD QUARTZITE (FLAMED)	SL584	V4		27.02
WHITE QUARTZITE	SL586	V4		25.21

\*\*\*\*STACKED SLATE CORNER SET CONSISTS OF 2 PIECES, ONE SIZE 6X16X1.25, AND ONE SIZE 6X8X1.25

<b>STACKED SLATE</b>				<b>6X24X1.25</b>
				<b>(SF)</b>
AUTUMN LILAC	SL574	V4		8.99
EARTH	SL578	V4		8.99
RUSTIC GOLD (CALIFORNIA GOLD)	SL592	V4		8.99

BLACK QUARTZITE	SL580	V4		10.81
CREAM GOLD QUARTZITE (FLAMED)	SL584	V4		11.67
WHITE QUARTZITE	SL586	V4		11.67

<b>STACKED SLATE CORNER - TWO PIECE SET****</b>				<b>6X24X1.25</b>
				<b>(PC)</b>
AUTUMN LILAC	SL574	V4		12.61
EARTH	SL578	V4		12.61
RUSTIC GOLD (CALIFORNIA GOLD)	SL592	V4		14.40

BLACK QUARTZITE	SL580	V4		18.01
CREAM GOLD QUARTZITE (FLAMED)	SL584	V4		16.20
WHITE QUARTZITE	SL586	V4		14.40

\*\*\*\*STACKED SLATE CORNER SET CONSISTS OF 2 PIECES, ONE SIZE 6X16X1.25, AND ONE SIZE 6X8X1.25

♦ New Item - Please check for availability.

All Pricing is FOB Emser Showroom.

Shipments billed at Emser Standard Freight Rates.



**MARBLE & LIMESTONE** Full Color Catalog

**MARBLE & LIMESTONE - POLISHED/ HONED** [Marble Online](#)

MARBLE POLISHED/ HONED	V RATING	3X6 (SF)	4X8 (SF)	6X12 (SF)	12X12 (SF)	18X18 (SF)	12X24 (SF)
BIANCO GIOIA (HONED)	V3	12.61	14.40		10.81	12.61	11.53
BIANCO GIOIA (POLISHED)	V3	12.61	14.40		8.99	11.67	11.67
BLACK & WHITE (POLISHED)	V3				7.19		
BRECCIA ONICIATA (POLISHED)	V4				14.40		
CALACATA ORO (POLISHED)	V3		30.63		27.02	30.63	28.81
CHAMPAGNE LIGHT LIMESTONE (STRIATED & CHISELED)	V2						30.60
CREMA MARFIL CLASSICO (POLISHED)	V3	14.40			7.19	8.99	9.53
CREMA MARFIL PLUS (POLISHED)	V2					12.58	14.40
CREMA MARFIL PLUS (HONED)	V2					14.40	12.61
KALTA BIANCO (POLISHED)	V2	18.01	18.01		14.40	24.51	16.20
KALTA FIORE (POLISHED)	V3				16.20	16.20	16.20
MARRONE EMPERADOR DARK (POLISHED)	V3				12.61		
MILANO BEIGE (POLISHED)	V3					8.99	
PARIAN WHITE (POLISHED)	V2					20.53	17.89
PRESIDIO IVORY LIMESTONE (HONED)	V2						12.61
PRESIDIO IVORY (STRIATED & CHISELED)	V2						37.10
SILVER (POLISHED)	V3		19.79			14.40	12.61
SUMMIT IVORY (HONED)	V3			15.24		16.56	15.24
THASSOS WHITE (POLISHED)	V2	32.42			16.20	27.02	23.40
VICENZA CLOUD (POLISHED)	V3			25.18			24.51
VICENZA NITE (HONED)	V3			25.18		25.18	21.61
WINTER FROST CLASSICO (POLISHED)	V2				10.81	13.49	14.40
WINTER FROST CLASSICO (HONED)	V2	* 24.51					19.21
					<b>24X24 (SF)</b>	<b>16X32 (SF)</b>	<b>32X32 (SF)</b>
AMICI WHITE (POLISHED)	V2				23.19		
BIANCO GIOIA (POLISHED)	V3				18.01		
CREMA MARFIL CLASSICO (POLISHED)	V3				9.61		
CREMA MARFIL PLUS (POLISHED)	V2				14.57		
KALTA BIANCO (POLISHED)	V2				27.16		
KALTA FIORE (POLISHED)	V2				18.01	19.79	23.40
PARIAN WHITE (POLISHED)	V2				23.19		
SILVER (POLISHED)	V3					21.61	
THASSOS WHITE (POLISHED)	V2				36.03		
WINTER FROST CLASSICO (POLISHED)	V2				16.20		
					<b>1X12 CIGARO (PC)</b>	<b>2X12 OG (PC)</b>	<b>1/2 X 12 MINI CIGARO (PC)</b>
BIANCO GIOIA (HONED)	V3						16.69
BIANCO GIOIA (POLISHED)	V3						16.69
CALACATA ORO (POLISHED)	V3						29.05
SILVER (POLISHED)	V3						18.01
WINTER FROST CLASSICO (POLISHED)	V2				16.20	25.21	18.01

**⊗ AVAILABLE WHILE SUPPLY LAST**

NOTE: SOME MARBLES MAY REACT WITH WATER-BASED CHEMICALS. WE RECOMMEND A WATER-FREE EPOXY ADHESIVE FOR INSTALLATION OF GREEN AND BLACK MARBLES. EMSER TILE WILL NOT BE RESPONSIBLE FOR ANY DAMAGED MATERIALS AFTER INSTALLATION.

NOTE: LIMESTONE IS NOT RECOMMENDED TO BE USED IN AREAS THAT ARE IN CONSTANT CONTACT WITH WATER.

\* SOME MATERIAL MAYBE RESIN BACKED. FOR RESIN BACKED MARBLE USE 100% SOLIDS BASED EPOXY SETTING MATERIALS ONLY.

THE FOLLOWING ARE SETTING MATERIALS SUITABLE FOR RESIN BACKED MATERIAL:

1. CUSTOM BUILDING PRODUCTS EBMLITE COMMERCIALS EPOXY BASED SETTING MATERIAL ITEM EBML; EMSER TILE ITEM CODE = ZCUEBML
2. MERKRETE MPE EPOXY SETTING MATERIAL/ GROUT; EMSER TILE ITEM CODE = ZPLMPExx ("xx" DENOTES COLOR)
3. TEC T4440...ACCUCOLOR EFX EPOXY SPECIAL EFFECTS GROUT 100% SOLIDS EPOXY; EMSER TILE ITEM CODE = ZTETA440



**MARBLE & LIMESTONE (CONT.)** Full Color Catalog

**MOSAICS- POLISHED/HONED** [Marble Online](#)

	2X2	HEX 1"	MINI OFFSET	LINEAR	PINWHEEL
	ON MESH (SF)	ON MESH (SF)	ON MESH (SF)	ON MESH (SF)	ON MESH (SF)
<b>MARBLE MOSAIC</b>					
BIANCO GIOIA (HONED)		32.67			
BIANCO GIOIA (HONED)/ BLACK					32.67
CALACATA ORO (POLISHED)		43.14		46.38	
KALTA BIANCO (HONED)	35.00				
SILVER (POLISHED)		32.67	32.67		35.00
WINTER FROST (POLISHED)	32.67			39.69	

	HEX WIDE ON MESH (SF)
<b>MARBLE WITH GLASS MOSAIC</b>	
VICENZA (POLISHED)/ GRAY (GLASS)	37.86
VICENZA (POLISHED)/ WHITE (GLASS)	37.86

	1"HEX MIX ON MESH (SF)	2"HEX MIX ON MESH (SF)
	<b>MARBLE MOSAIC (MIX FINISH)</b>	
WINTER FROST	42.03	39.69

	3D LINEAR ON MESH (SF)	GEOMETRIC ON MESH (SF)	HEX WIDE ON MESH (SF)	HEX LARGE ON MESH (SF)	LANTERN ON MESH (SF)	OVAL ON MESH (SF)
	<b>MARBLE MOSAIC</b>					
WINTER FROST (POLISHED)	44.36	35.00	39.69	35.00	44.36	39.69

	PENNY ON MESH (SF)	CHEVRON ON MESH (SF)	2X4 BEVEL ON MESH (SF)	CONVEX ON MESH (SF)	CUSHION ON MESH (SF)	DAISY ON MESH (SF)
	<b>MARBLE MOSAIC</b>					
WINTER FROST (POLISHED)	39.69	32.67	32.69	46.69	46.69	46.69

	DIAMOND ON MESH (SF)	GEM ON MESH (SF)	LEAF ON MESH (SF)	MARQUISE ON MESH (SF)	PRISM ON MESH (SF)	TWINE ON MESH (SF)
	<b>MARBLE MOSAIC</b>					
WINTER FROST (POLISHED)	46.69	46.69	44.36	39.69	46.69	46.69

	CHEVRON 12X12 MESH (SF)	RHOMBUS 12X12 MESH (SF)	MINI 6X24 MESH (SF)	PATTERN 6X24 MESH (SF)	SPLITFACE 6X24 MESH (SF)
	<b>LIMESTONE MOSAICS</b>				
PRESIDIO IVORY	49.02	46.69	44.76	44.76	44.76

**Ⓞ AVAILABLE WHILE SUPPLY LAST**  
 NOTE: SOME MARBLES MAY REACT WITH WATER-BASED CHEMICALS. WE RECOMMEND A WATER-FREE EPOXY ADHESIVE FOR INSTALLATION OF GREEN AND BLACK MARBLES. EMSER TILE WILL NOT BE RESPONSIBLE FOR ANY DAMAGED MATERIALS AFTER INSTALLATION.  
 NOTE: LIMESTONE IS NOT RECOMMENDED TO BE USED IN AREAS THAT ARE IN CONSTANT CONTACT WITH WATER.  
 \*SOME MATERIAL MAYBE RESIN BACKED. FOR RESIN BACKED MARBLE USE 100% SOLIDS BASED EPOXY SETTING MATERIALS ONLY.  
 THE FOLLOWING ARE SETTING MATERIALS SUITABLE FOR RESIN BACKED MATERIAL:  
 1. CUSTOM BUILDING PRODUCTS EBMLITE COMMERCIALS EPOXY BASED SETTING MATERIAL ITEM EBML; EMSER TILE ITEM CODE = ZCUEBML  
 2. MERKRETE MPE EPOXY SETTING MATERIAL/ GROUT; EMSER TILE ITEM CODE = ZPLMPExx ("xx" DENOTES COLOR)  
 3. TEC T4440...ACCUCOLOR EFX EPOXY SPECIAL EFFECTS GROUT 100% SOLIDS EPOXY; EMSER TILE ITEM CODE = ZTET4440



**MARBLE (CONT.)**

Full Color Catalog

**METRO STONE COLLECTION - VEINCUT - POLISHED/ HONED\***

[Metro Online](#)

<u>METRO VEINCUT POLISHED/ HONED</u>		<u>3X6</u>	<u>4X10</u>	<u>6X24</u>	<u>12X24</u>
		(SF)	(SF)	(SF)	(SF)
METRO BLUE (HONED)	V4				14.40
METRO CREAM Limestone (HONED)	V4	18.01	18.01	18.01	11.67
METRO GRAY Limestone (HONED)	V4	18.01			10.81

16X32

(SF)

METRO CREAM Limestone (HONED)	V4				18.01
-------------------------------	----	--	--	--	-------

12X24

(SF)

METRO BLUE LINEAR (HONED)	V4				32.79
METRO BLUE (STRIATED & CHISELED)	V4				39.35

1/2 X 12

MINI CIGARO

(PC)

<u>METRO MOLDINGS</u>			
METRO CREAM Limestone (HONED)	V4		19.79
METRO GRAY Limestone (HONED)	V4		18.01

3D ON  
6X24 MESH

STACKED  
6X24 MESH

(PC)

(PC)

<u>METRO LEDGER</u>			
METRO BLUE	V4	19.79	18.01

DAISY

ON MESH

(SF)

<u>METRO MOSAIC</u>		
METRO GRAY		46.69

GEM  
ON MESH

LINEAR  
ON MESH

GEOMETRIC  
ON MESH

TWINE  
ON MESH

2X4 BEVEL  
ON MESH

HEX WIDE  
ON MESH

<u>METRO MOSAIC</u>						
		(SF)	(SF)	(SF)	(SF)	(SF)
METRO CREAM		46.69	35.00	39.58	46.69	44.76

HEX LARGE  
ON MESH

1"HEX MIX  
ON MESH

2"HEX MIX  
ON MESH

CHEVRON  
ON MESH

3D LINEAR  
ON MESH

LANTERN  
ON MESH

LEAF  
ON MESH

<u>METRO MOSAIC</u>							
		(SF)	(SF)	(SF)	(SF)	(SF)	(SF)
METRO CREAM		39.58	44.76	44.76	39.58	46.69	44.76
METRO GRAY		39.58	44.76	44.76	39.58	46.69	44.76

\* SOME MATERIAL MAYBE RESIN BACKED. FOR RESIN BACKED MARBLE USE 100% SOLIDS BASED EPOXY SETTING MATERIALS ONLY.

THE FOLLOWING ARE SETTING MATERIALS SUITABLE FOR RESIN BACKED MATERIAL:

1. CUSTOM BUILDING PRODUCTS EBMLITE COMMERCIALS EPOXY BASED SETTING MATERIAL ITEM EBML; EMSER TILE ITEM CODE = ZCUEBML
2. MERKRETE MPE EPOXY SETTING MATERIAL/ GROUT; EMSER TILE ITEM CODE = ZPLMPExx ("xx" DENOTES COLOR)
3. TEC T4440...ACCUCOLOR EFX EPOXY SPECIAL EFFECTS GROUT 100% SOLIDS EPOXY; EMSER TILE ITEM CODE = ZTET4440





**STONE LEDGERS** Full Color Catalog

**STRUCTURE** [STRUCTURE ONLINE](#)

<b>3D LEDGER</b>		<b>6X24 ON MESH (SF)</b>
BEIGE		12.23
BLUE		12.23
CHARCOAL		12.23
CREAM		12.23
GRAY		12.23
IVORY		12.23
SAND		12.23

<b>3D LEDGER CORNER- TWO PIECE SET</b>		<b>(PC)</b>
BEIGE		17.47
BLUE		17.47
CHARCOAL		17.47
CREAM		17.47
GRAY		17.47
IVORY		17.47
SAND		17.47

<b>STACKED LEDGER</b>		<b>6X24 ON MESH (SF)</b>
BEIGE		12.23
BLUE		12.23
CHARCOAL		12.23
CREAM		12.23
GRAY		12.23
IVORY		12.23
SAND		12.23

<b>STACKED LEDGER CORNER- TWO PIECE SET</b>		<b>(PC)</b>
BEIGE		17.47
BLUE		17.47
CHARCOAL		17.47
CREAM		17.47
GRAY		17.47
IVORY		17.47
SAND		17.47

**TRAVERTINE**

<b>MINI SPLITFACE</b>		<b>OFFSET ON 6X12 MESH</b>
HAMLET MINI SPLITFACE PHILADELPHIA	V4	43.03

**LIMESTONE** [LIMESTONE ONLINE](#)

<b>STACKED LEDGER</b>		<b>6X24 ON MESH (SF)</b>
METRO BLUE		18.01

<b>3D LEDGER</b>		<b>6X24 ON MESH (SF)</b>
METRO BLUE		19.79

<b>SPLITFACE</b>		<b>6X24 ON MESH (SF)</b>
PRESIDIO		44.76

**SLATE**[Slate, Quartzite & Sandstone Online](#)**6X24X1.25****(SF)****MINI STACKED SLATE**

BLACK QUARTZITE	SL580	V4	18.01
CREAM GOLD QUARTZITE (FLAMED)	SL584	V4	23.40
WHITE QUARTZITE	SL586	V4	23.40

**6X24X1.25****(PC)****MINI STACKED SLATE CORNER - TWO PIECE SET\*\*\*\***

BLACK QUARTZITE	SL580	V4	18.01
CREAM GOLD QUARTZITE (FLAMED)	SL584	V4	27.02
WHITE QUARTZITE	SL586	V4	25.21

\*\*\*\*STACKED SLATE CORNER SET CONSISTS OF 2 PIECES, ONE SIZE 6X16X1.25, AND ONE SIZE 6X8X1.25

**6X24X1.25****(SF)****STACKED SLATE**

AUTUMN LILAC	SL574	V4	8.99
EARTH	SL578	V4	8.99
RUSTIC GOLD (CALIFORNIA GOLD)	SL592	V4	8.99

BLACK QUARTZITE	SL580	V4	10.81
CREAM GOLD QUARTZITE (FLAMED)	SL584	V4	11.67
WHITE QUARTZITE	SL586	V4	11.67

**6X24X1.25****(PC)****STACKED SLATE CORNER - TWO PIECE SET\*\*\*\***

AUTUMN LILAC	SL574	V4	12.61
EARTH	SL578	V4	12.61
RUSTIC GOLD (CALIFORNIA GOLD)	SL592	V4	14.40

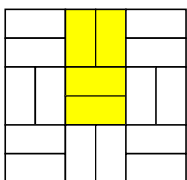
BLACK QUARTZITE	SL580	V4	18.01
CREAM GOLD QUARTZITE (FLAMED)	SL584	V4	16.20
WHITE QUARTZITE	SL586	V4	14.40

\*\*\*\*STACKED SLATE CORNER SET CONSISTS OF 2 PIECES, ONE SIZE 6X16X1.25, AND ONE SIZE 6X8X1.25

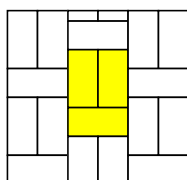


# APPENDIX 1

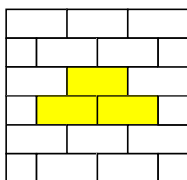
## ADDITIONAL PATTERNS



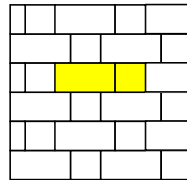
Basketweave



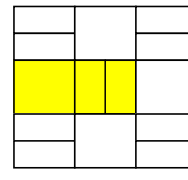
Basketweave Vertical



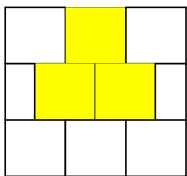
Offset\*



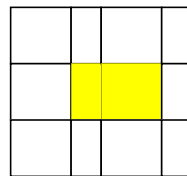
Alternating Horizontal



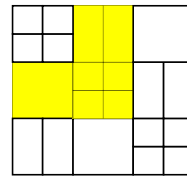
Basketweave Horizontal



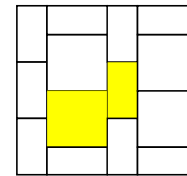
Brickwork Square\*



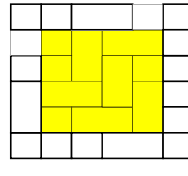
Alternating



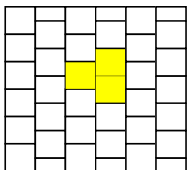
Escala



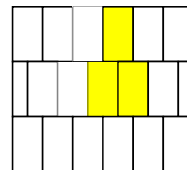
Corridor



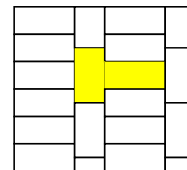
Cobblestone



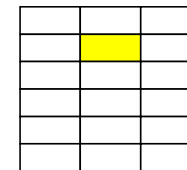
Brickwork Vertical



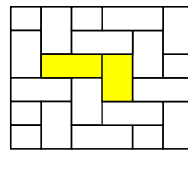
Brickwork Vertical Narrow



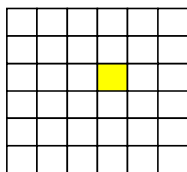
Corridor Horizontal



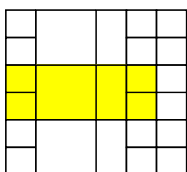
Grid Horizontal



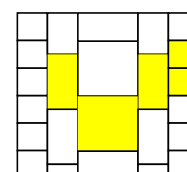
Herringbone



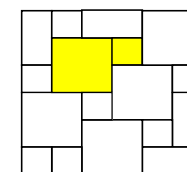
Mini-Grid



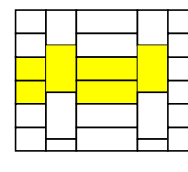
Corridor Modular



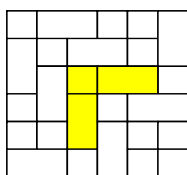
Corridor Layered



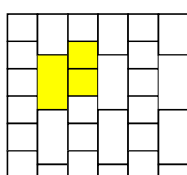
Hopscotch



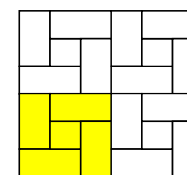
Corridor Stacked



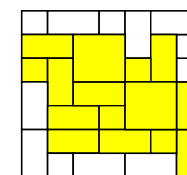
Herringbone Inserted



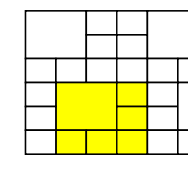
Corridor Vertical




Windmill



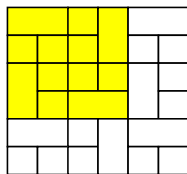
Vectored



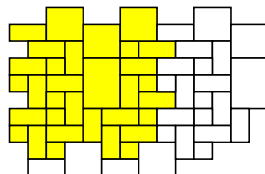
Steppingstone



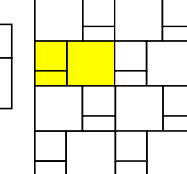
Checkerboard



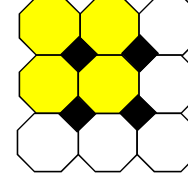
Pinwheel



Interlocked



Pediment



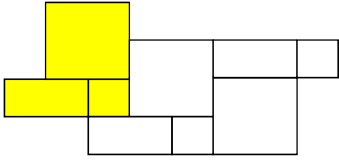
Octagon with Dot

\*Pictures provided for reference only. Overlap should not exceed 33% on large format tiles and rectangular tiles with a dimension larger than 16".

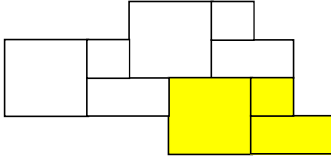


**APPENDIX 1**

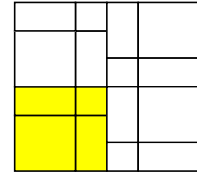
**ADDITIONAL PATTERNS**



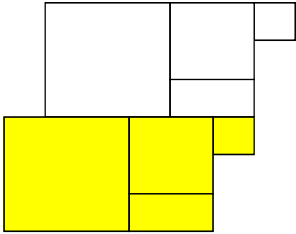
**Braid**



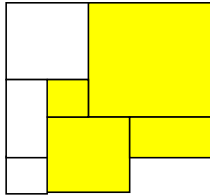
**Catena**



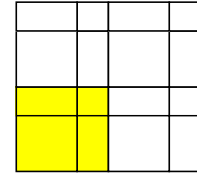
**Chateau**



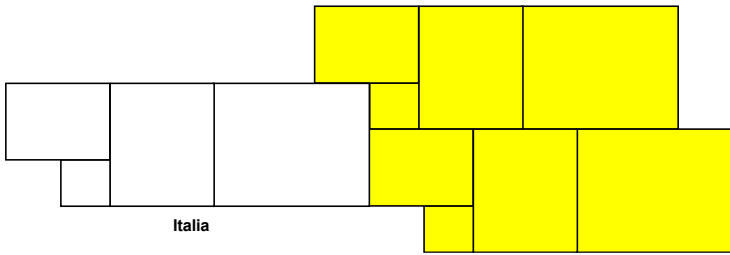
**Marseilles**



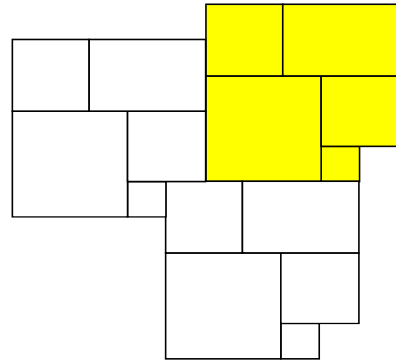
**Paladio**



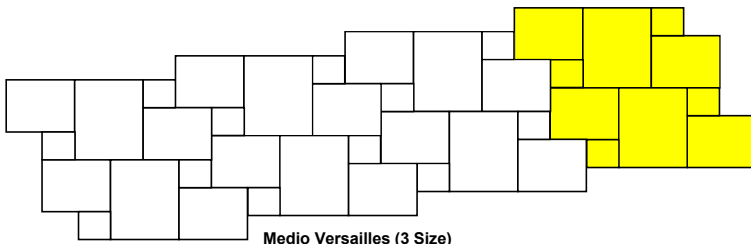
**Palazzo**



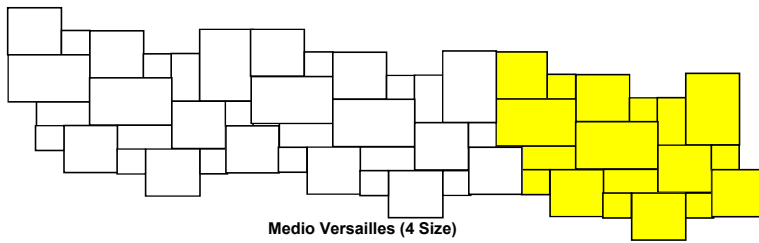
**Italia**



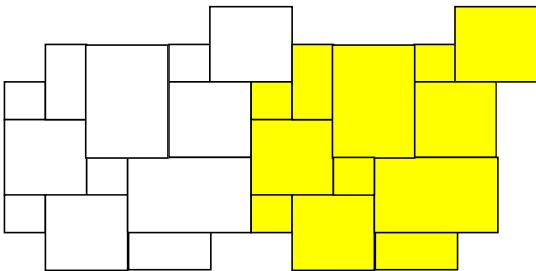
**Capella**



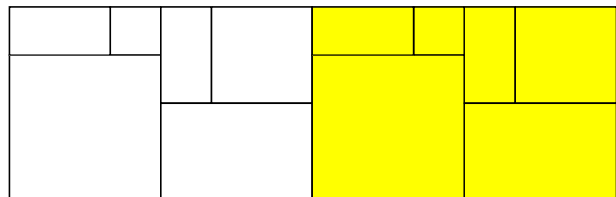
**Medio Versailles (3 Size)**



**Medio Versailles (4 Size)**



**Versailles**




**Grande Versailles**




## APPENDIX 2

### COLOR SHADE VARIATION: CERAMIC/ PORCELAIN TILE & NATURAL STONE


**V1**




**V2**



**V3**



**V4**



- V1 = Low Variation
- V2 = Medium Variation
- V3 = High Variation
- V4 = Substantial Variation
  
- *Color shade variation is noted under each ceramic/porcelain tile series name in this Product List.*
- *Color shade variation is noted to the right of each natural stone name in this Product List.*



## APPENDIX 3

### TERMS AND CONDITIONS

#### **ACCEPTANCE**

The Terms and Conditions ("Terms") contained herein apply to all quotations and offers made by Emser Tile, LLC ("Emser") and to all purchase orders accepted by Emser. These Terms may in some instances conflict with some of the terms and conditions affixed to a Buyer's purchase order or to any other procurement document issued by the Buyer. In such cases, the Terms contained herein shall govern, and acceptance of Buyer's order is conditioned upon Buyer's acceptance of the Terms and Conditions herein, irrespective of whether the Buyer accepts these conditions by a written acknowledgement, by implication, by acceptance of products ordered, or by payment for products ordered. Emser's failure to object to provisions contained in any communication from Buyer shall not be deemed a waiver of the provisions herein. Any changes in the Terms contained herein must specifically be agreed to in writing, signed by an officer of Emser before becoming binding on either party.

Emser reserves the right at any time to amend these Terms and Conditions, and Buyer shall be deemed to accept such amended Terms and Conditions by ordering products offered after the date of such amendment.

#### **PRODUCT AND PRICES**

Unless agreed to otherwise, in advance, in writing and signed by an Officer or Director of Emser, all catalog prices, and all offered prices are F.O.B. Emser's facility. All pricing quotes must be documented in writing and issued by Emser to be valid. Unless otherwise stated, prices quoted are firm for 30 days from the date quoted. Emser reserves the right to change its prices and the specifications of its products at any time without notice.

Prices do not include energy surcharges, state, local, federal or other taxes and duties, and the same will be additionally charged unless a valid tax exemption or resale certificate is furnished to Emser prior to shipping. State and local taxes, when charged, are assessed based on those rates in effect at the Emser location selling or servicing the Buyer. All state, local, federal or other taxes and duties are the responsibility of the Buyer. Emser's failure to assess or collect adequate taxes at the time of sale does not relieve Buyer of the responsibility for actual tax liabilities.

All Emser tiles are nominal sizes. Sizes and prices include recommended joint allowances and joints shall not be deducted when estimating quantities.

Special order or Non-Stock Product (products not included in our current price list) orders require a 50% deposit. Buyer agrees that special order or Non-Stock Product orders are non-cancelable.

#### **CREDIT**

All orders, shipments and deliveries by Emser are subject to credit approval by Emser's Credit Department. As part of this credit approval, Emser may at any time decline to make any shipments or deliveries, and/or impose other terms or conditions or security arrangements as Emser, in its sole discretion, deems appropriate. Emser reserves and Buyer hereby grants Emser a security interest in any products sold to the extent of the invoiced amount. If Buyer defaults under any obligation hereunder, Buyer agrees to make products available so that Emser can repossess them. A copy of the invoice may be filed with appropriate authorities at any time as a financing statement. Upon Emser's request, Buyer will execute any documents to perfect Emser's security interest in any products.

Emser reserves the right in its sole discretion to require prepayment from any Buyer at any time and may refuse to sell and/or withhold further shipment until all overdue balances are made current.

Buyer shall be liable for, and shall reimburse Emser for all costs and expenses it may incur in connection with collection of any amounts owed or in enforcement of its rights, including without limitation, reasonable attorneys' fees and expenses, court costs, and cost of collection agencies.

#### **PAYMENT**

Buyer's obligation to pay outstanding invoices and all other amounts is not subject to reduction, set-off, counterclaim, or Buyer's receipt of payment from any third party. Buyer shall pay Emser on a timely basis pursuant to the credit terms provided and shown on Emser's invoice. Emser shall retain a purchase money security interest in all products sold until the entire purchase price has been paid in cash, in full. No check, money order, credit card, electronic payment or other form of payment shall constitute payment until it is paid by the bank on which it is drawn or by the institution of issue transmission.

Emser, in its sole discretion, reserves the right to specify the form of payment acceptable for settlement of invoices and other amounts (i.e. check, certified check, money order, credit card, wire transfer, ACH, or other electronic or non-electronic form or payment). Additionally, should the acceptance of any form of payment cause Emser to incur additional costs and fees, Buyer agrees to reimburse Emser for any such fees upon Emser's request.

Any disputed amounts should be reported immediately and remitted with the undisputed amount by the payment due date. All billing disputes must be made within thirty (30) days of the applicable invoice date, or will be deemed to be waived.

Balances remaining unpaid at the due date are subject, at the sole discretion of Emser, to the assessment of late fees applied at the rate of 1.5% per month, or the highest rate permitted by law, whichever is lower, until paid.



## APPENDIX 3

### TERMS AND CONDITIONS

#### **TITLE AND DELIVERY**

All shipments by Emser are F.O.B. Emser's facility, or, if applicable, the facility of an Emser affiliate or agent. Title and risk of loss or damage to products passes to Buyer upon delivery to Buyer, or a common carrier, at Emser's facility, or, if applicable, the facility of an Emser affiliate or agent.

Buyer acknowledges and agrees that delivery dates, when quoted, are estimates only and may be changed. Emser will use reasonable efforts to deliver in accordance with quoted delivery dates. However, Emser shall not be liable for nonperformance or delays caused by a shortage of raw materials, manufacturing problems, delivery or labor problems, priorities, acts of regulatory agencies or judicial bodies, discontinuation of a product line, acts of God or third parties, infringement claims, or other causes beyond its reasonable control.

Emser reserves the right to make delivery in installments. All such installments shall be separately invoiced and paid for when due, without regard to subsequent deliveries. Delay of any shipment shall not relieve the buyer of its obligation to accept remaining installments. In the event that Emser's ability to supply products becomes constrained, for any reason whatsoever, Emser may reduce quantities, delay shipments, or allocate products among its customers at its discretion.

If part or all of the products are to be delivered from outside of the continental borders of the United States, and such products are not available for any reason, then Emser may in its reasonable discretion replace the same with like products, but shall be under no obligation to do so. If Emser does not replace same, then Emser shall notify Buyer within a reasonable period of time and as Buyer's sole and exclusive remedy Emser shall give Buyer credit based upon Buyer's prepayments, if any, for the products.

#### **INSPECTION AND ACCEPTANCE**

Any product sold or provided by Emser shall be deemed accepted by Buyer upon delivery. Claims for damage, shortage or errors in shipping must be recorded on the original receiving documents and reported within twenty-four (24) hours following delivery to Buyer. It is the Buyer's responsibility to inspect all merchandise prior to installation. If for any reason the material is incorrect or unacceptable for installation, Buyer shall make such claim to Emser, in writing, before installation.

Emser's liability in respect to all claims shall be limited to accepting the return of incorrect or unacceptable product before installation, and then only after Emser has been notified in writing that the material is incorrect or unacceptable and has had the opportunity to inspect the product and conduct its own investigation. All original packaging materials must be kept until after inspection. Subsequent to any investigation, Emser shall have the right to supply substitute products. If substitute products are to be supplied, Emser shall have up to 90 days following the conclusion of Emser's investigation to so substitute.

All claims for incorrect or unacceptable product should be received in writing within 30 days from shipment date and prior to installation.

Installation of product is deemed acceptance of product and Emser shall not be liable for, and will not recognize, claims made after the start of the installation including claims of incorrect product; claims of incorrectly sized, colored, shaded, calibrated, or packaged product; claims of product not matching prior shipments; and/or any other product claims.

Emser shall not be responsible for improper installation of products.

#### **RETURNS**

Special order or Non-Stock Product are not returnable and deposits on such are non-refundable.

Returns of Emser Stock Product (product contained within Emser's current price list) is subject to the prior authorization of Emser, in its discretion.

All return requests must be made within 90 days of shipment date. All product accepted for return must be in its original, unopened packaging, in full case quantities, and in good condition – suitable for resale. All returns will be subject to a 25% handling fee, any third party restocking charges, and forfeiture of any deposit. Additionally, all costs of returning product to an Emser facility, or the facility of an affiliate, agent or original manufacturer, will be the responsibility of the Buyer. After the assessment of all costs of return, Buyer's account will either be credited for the excess of its deposit over such costs, or charged for the net of such costs in excess of its deposit.

#### **INDEMNIFICATION**

Buyer shall at its own expense apply for and obtain any permits and inspections required for the installation and/or use of Emser's products. Emser makes no promise or representation that the products will conform to any federal, state or local laws, ordinances, regulations, codes or standards.

Emser shall not be responsible for any losses or damages sustained by the Buyer, or any other person, as a result of improper installation or misapplication of Emser's products. Buyer shall indemnify and hold harmless Emser and its agents and employees against any loss, damage, claim, suit, liability, judgment or expense (including, without limitation, attorney's fees) arising out of, or in connection with, any injury, damage to or loss of any property, or violation of any applicable laws or regulations resulting from, or in connection with, the sale, transportation, installation, use, or repair of Emser's products by the Buyer.



## APPENDIX 3

### TERMS AND CONDITIONS

#### **WARRANTY**

Emser warrants only to its immediate Buyer, and to no other person, that its products will, on the date of shipment, meet the terms of Emser's Bid Confirmation, Order Acknowledgement, or Sales Order pursuant to which such products were sold.

Manufactured Products: Emser warrants that manufactured products will be free from defect for a period of one-year from date of purchase. Defect is defined as a shortfall in the product to perform to specifications as disclosed in product or trade literature, within industry allowable tolerances as set forth in standard, national industry protocols. This one-year express warranty is the sole warranty extended and replaces any statutory warranties to the maximum extent allowable by law. Customer misuse including negligence, physical, or chemical abuse is not covered by this warranty. Installation defects or installations that violate building codes are not covered by this warranty. All warranty claims must be reported immediately. Failure to report any warranty claim within 30 days of defect discovery will void this warranty. All products must be inspected prior to installation. Visual defects or nonconformities apparent prior to installation voids this warranty.

Manufactured tile is subject to variation due to an inherent variability in raw materials and production processes. Ceramic tile with a rating of V3 or V4 may contain higher levels of variation. All products should be inspected prior to installation.

Natural Stone Products: Natural stone products, including, but not limited to, travertine, limestone, granite, marble, onyx, and slate, are products of nature mined and cut from natural formations which may inherently contain high levels of variation. Because these products are mined and cut from natural formations instead of manufactured, quality warranties are limited to the specified representations in Emser product literature, trade product literature, and guidelines established by the Marble Institute of America. Emser does not warrant natural stone products for shade, size, thickness, warping, cleft variations, surface finish variations, or other natural defects on stone products.

EMSER DISCLAIMS ANY AND ALL OTHER WARRANTIES, EXPRESS OR IMPLIED, INCLUDING BUT NOT LIMITED TO, WARRANTIES OF MERCHANTABILITY OR FITNESS FOR A PARTICULAR PURPOSE OR USE.

No agent, employee or other representative of Emser has the authority to create any other affirmation, warranty or representation, either oral or written, regarding Emser's products.

THE LIABILITY OF EMSER UNDER ANY THEORY OF LIABILITY (WHETHER CONTRACT, TORT, STRICT LIABILITY OR OTHERWISE) SHALL BE LIMITED AS FOLLOWS: THE SOLE AND EXCLUSIVE REMEDY FOR ANY BREACH OF WARRANTY, EXPRESS OR IMPLIED, SHALL BE THE REPLACEMENT OF DEFECTIVE GOODS F.O.B. EMSER'S FACILITY OR, AT EMSER'S OPTION, REFUND OF THE PURCHASE PRICE OF SUCH DEFECTIVE GOODS.

IN NO EVENT SHALL EMSER BE LIABLE FOR ANY SPECIAL, CONSEQUENTIAL, INDIRECT, OR OTHER DAMAGES BY REASON OF ANY BREACH OF WARRANTY, OR ANY DELAY OR FAILURE IN DELIVERY, WHETHER OR NOT EMSER HAS BEEN ADVISED OF THE POSSIBILITY OF SUCH DAMAGES.

Buyer acknowledges and agrees that the foregoing disclaimer of warranties and limitations on Emser's liability are an essential basis for Buyer's agreement with Emser, that Emser would not have entered into this agreement but for such provisions, and that the exclusion of special, incidental, consequential, indirect or other damages shall apply and be enforced whether or not Emser is able to replace any defective goods or complete any delivery.

Any suit or other legal action that Buyer may bring against Emser arising out of the sale of goods or other transactions contemplated hereby (whether in contract, tort, strict liability or otherwise) must be filed within 12 months from the earlier of (i) delivery of goods hereunder, or (ii) the date of Emser's alleged breach. Buyer's failure to file within such period shall be deemed to act as a waiver and time bar for any and all claims against Emser Tile, LLC.

#### **NON-WAIVER**

Emser's waiver of any of these Terms in any instance is limited to that instance and does not imply that Emser will waive such Terms on any future occasion.

#### **NOTICES**

Any notice to Buyer hereunder shall be deemed to have been given if sent by prepaid first class mail to the party concerned at its last know address. Notice to Emser shall be to its Headquarter office at 8431 Santa Monica Boulevard, Los Angeles, California 90069.

#### **APPLICABLE LAW**

Emser and Buyer agree that this agreement shall be deemed made in Los Angeles, California; that the internal laws of California shall govern; and that the state or federal courts sitting in Los Angeles County, California shall have jurisdiction and are the proper venue for all actions hereunder. Any dispute or disagreement arising out of the sale of goods contemplated hereby shall be submitted to binding arbitration before the American Arbitration Association (AAA) in Los Angeles, California, in accordance with its commercial arbitration rules then in effect. The arbitrator(s) shall award reasonable attorney's fees and costs to the prevailing party, and the arbitrator's award may be entered and enforced by any court of competent jurisdiction.

All remedies of Emser hereunder shall be deemed cumulative and shall be in addition to any other remedies Emser may have under law. The exercise by Emser of any one or more remedies shall not be deemed an election of remedies by Emser Tile, LLC.